



MONTHLY REPORT OF DISBURSEMENTS
For the month of April, 2017

Department : State Universities and Colleges (SUCs)
Agency : Negros Oriental State University
Operating Unit : N/A
Organization Code (UACS) : 080720000000
Funding Source Code (as clustered) : 01 - Regular Agency Fund
Report Status : PENDING (e.g. Fund Cluster: 101,102, 151)

| PARTICULARS | CURRENT YEAR BUDGET | | | | | PRIOR YEAR'S BUDGET | | | | | CURRENT YEAR'S ACCOUNTS PAYABLE | | | | | TRUST LIABILITIES | | | | | GRAND TOTAL | | | | | REMARKS | | |
|--|---------------------|--------------|-------|-------------|--------------|-------------------------------|------------|-------|---------------|------------|---------------------------------|------|-------|------------------|------------|-------------------|--------------|----|------|---------------|-------------|--------------|--------------|-------|------------------|--------------|-------|---|
| | | | | | | PRIOR YEAR'S ACCOUNTS PAYABLE | | | | | CURRENT YEAR'S ACCOUNTS PAYABLE | | | | | | | | | | | | | | | | | |
| | PS | MOOE | FinEx | CO | TOTAL | PS | MOOE | FinEx | CO | Sub-Total | PS | MOOE | FinEx | CO | Sub-Total | TOTAL | Sub-Total | PS | MOOE | CO | TOTAL | PS | MOOE | FinEx | CO | | TOTAL | |
| 2 | 3 | 4 | 5 | 6=(2+3+4+5) | 7 | 8 | 9 | 10 | 11=(7+8+9+10) | 12 | 13 | 14 | 15 | 16=(12+13+14+15) | 17=(11+16) | 18=(6+17) | 19 | 20 | 21 | 22=(19+20+21) | 23 | 24 | 25 | 26 | 27=(23+24+25+26) | 28 | | |
| Notice of Cash Allocation (NCA) | 4,276,859.79 | 1,579,965.59 | 0 | 0 | 5,856,825.38 | 0 | 108,775.00 | 0 | 0 | 108,775.00 | 0 | 0 | 0 | 0 | 0 | 108,775.00 | 5,965,600.38 | 0 | 0 | 0 | 0 | 4,276,859.79 | 1,688,740.59 | 0 | 0 | 5,965,600.38 | 0 | |
| MDS Checks Issued | 4,276,859.79 | 1,579,965.59 | 0 | 0 | 5,856,825.38 | 0 | 108,775.00 | 0 | 0 | 108,775.00 | 0 | 0 | 0 | 0 | 0 | 108,775.00 | 5,965,600.38 | 0 | 0 | 0 | 0 | 4,276,859.79 | 1,688,740.59 | 0 | 0 | 5,965,600.38 | 0 | |
| Advice to Debit Account | 0 | 0 | 0 | 0 | 0 | 0 | 0 | 0 | 0 | 0 | 0 | 0 | 0 | 0 | 0 | 0 | 0 | 0 | 0 | 0 | 0 | 0 | 0 | 0 | 0 | 0 | 0 | 0 |
| Notice of Transfer of Allocation (NTA) | 0 | 0 | 0 | 0 | 0 | 0 | 0 | 0 | 0 | 0 | 0 | 0 | 0 | 0 | 0 | 0 | 0 | 0 | 0 | 0 | 0 | 0 | 0 | 0 | 0 | 0 | 0 | 0 |
| MDS Checks Issued | 0 | 0 | 0 | 0 | 0 | 0 | 0 | 0 | 0 | 0 | 0 | 0 | 0 | 0 | 0 | 0 | 0 | 0 | 0 | 0 | 0 | 0 | 0 | 0 | 0 | 0 | 0 | 0 |
| Advice to Debit Account | 0 | 0 | 0 | 0 | 0 | 0 | 0 | 0 | 0 | 0 | 0 | 0 | 0 | 0 | 0 | 0 | 0 | 0 | 0 | 0 | 0 | 0 | 0 | 0 | 0 | 0 | 0 | 0 |
| Working Fund (NCA issued to BTr) | 0 | 0 | 0 | 0 | 0 | 0 | 0 | 0 | 0 | 0 | 0 | 0 | 0 | 0 | 0 | 0 | 0 | 0 | 0 | 0 | 0 | 0 | 0 | 0 | 0 | 0 | 0 | 0 |
| Tax Remittance Advices Issued (TRA) | 948,779.25 | 7,073.04 | 0 | 0 | 955,852.29 | 0 | 0 | 0 | 0 | 0 | 0 | 0 | 0 | 0 | 0 | 0 | 955,852.29 | 0 | 0 | 0 | 0 | 948,779.25 | 7,073.04 | 0 | 0 | 955,852.29 | 0 | |
| Cash Disbursement Ceiling (CDC) | 0 | 0 | 0 | 0 | 0 | 0 | 0 | 0 | 0 | 0 | 0 | 0 | 0 | 0 | 0 | 0 | 0 | 0 | 0 | 0 | 0 | 0 | 0 | 0 | 0 | 0 | 0 | 0 |
| Non-Cash Availment Authority (NCAA) | 0 | 0 | 0 | 0 | 0 | 0 | 0 | 0 | 0 | 0 | 0 | 0 | 0 | 0 | 0 | 0 | 0 | 0 | 0 | 0 | 0 | 0 | 0 | 0 | 0 | 0 | 0 | 0 |
| Others (CDT, BTr Docs Stamp, etc.) | 0 | 0 | 0 | 0 | 0 | 0 | 0 | 0 | 0 | 0 | 0 | 0 | 0 | 0 | 0 | 0 | 0 | 0 | 0 | 0 | 0 | 0 | 0 | 0 | 0 | 0 | 0 | 0 |

This report was generated using the Unified Reporting System

Certified Correct:

MERLYN A. ROMANO, CPA
Acting Chief Accountant
Date: May 11, 2017

Approved by:

JOEL R. LIMSON, Ph.D.
University President
Date: May 11, 2017

MONTHLY REPORT OF DISBURSEMENTS
For the month of May, 2017

Department : State Universities and Colleges (SUCs)
Agency : Negros Oriental State University
Operating Unit : N/A
Organization Code (UACS) : 08072000000
Funding Source Code (as clustered) : 01 - Regular Agency Fund
Report Status : PENDING (e.g. Fund Cluster: 101,102, 151)

| PARTICULARS | CURRENT YEAR BUDGET | | | | | PRIOR YEAR'S BUDGET | | | | | Sub-Total | TRUST LIABILITIES | GRAND TOTAL | | | | | REMARKS | | | | | | | | | |
|--|---------------------|--------------|-------|-------------|---------------|-------------------------------|-----------|-------|---------------|---------------------------------|-----------|-------------------|-------------|------------------|--------------|---------------|-----------|---------|-------|---------------|---------------|--------------|----|-------|------------------|---------------|--|
| | | | | | | PRIOR YEAR'S ACCOUNTS PAYABLE | | | | CURRENT YEAR'S ACCOUNTS PAYABLE | | | | | | | | | | | | | | | | | |
| | PS | MOOE | FinEx | CO | TOTAL | PS | MOOE | FinEx | CO | Sub-Total | | | PS | MOO | FinEx | CO | Sub-Total | | TOTAL | PS | MOOE | FinEx | CO | TOTAL | | | |
| 2 | 3 | 4 | 5 | 6=(2+3+4+5) | 7 | 8 | 9 | 10 | 11=(7+8+9+10) | 12 | 13 | 14 | 15 | 16=(12+13+14+15) | 17=(11+16) | 18=(6+17) | 19 | 20 | 21 | 22=(19+20+21) | 23 | 24 | 25 | 26 | 27=(23+24+25+26) | 28 | |
| Notice of Cash Allocation (NCA) | 21,345,182.61 | 7,125,239.68 | | | 28,470,422.29 | | 44,087.81 | | 3,744,206.42 | 3,788,294.23 | | | | | 3,788,294.23 | 32,258,716.52 | | | | | 21,345,182.61 | 7,169,327.49 | | | 3,744,206.42 | 32,258,716.52 | |
| MDS Checks Issued | 21,345,182.61 | 7,125,239.68 | | | 28,470,422.29 | | 44,087.81 | | 3,744,206.42 | 3,788,294.23 | | | | | 3,788,294.23 | 32,258,716.52 | | | | | 21,345,182.61 | 7,169,327.49 | | | 3,744,206.42 | 32,258,716.52 | |
| Advice to Debit Account | | | | | | | | | | | | | | | | | | | | | | | | | | | |
| Notice of Transfer of Allocation (NTA) | | | | | | | | | | | | | | | | | | | | | | | | | | | |
| MDS Checks Issued | | | | | | | | | | | | | | | | | | | | | | | | | | | |
| Advice to Debit Account | | | | | | | | | | | | | | | | | | | | | | | | | | | |
| Working Fund (NCA issued to BTr) | | | | | | | | | | | | | | | | | | | | | | | | | | | |
| Tax Remittance Advices Issued (TRA) | 1,738,047.79 | 275,013.41 | | | 2,013,061.20 | | | | | | | | | | | 2,013,061.20 | | | | | 1,738,047.79 | 275,013.41 | | | | 2,013,061.20 | |
| Cash Disbursement Ceiling (CDC) | | | | | | | | | | | | | | | | | | | | | | | | | | | |
| Non-Cash Availment Authority (NCAA) | | | | | | | | | | | | | | | | | | | | | | | | | | | |
| Others (CDT, BTr Docs Stamp, etc.) | | | | | | | | | | | | | | | | | | | | | | | | | | | |

This report was generated using the Unified Reporting System on 17/07/2017 18:04

Certified Correct


MERLYN A. ROMANO, CPA
Acting Chief Accountant

Approved by:

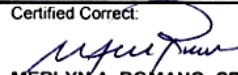

JOEL P. LIMSON, Ph.D.
University President


MONTHLY REPORT OF DISBURSEMENTS
For the month of June, 2017

Department : State Universities and Colleges (SUCs)
Agency : Negros Oriental State University
Operating Unit : N/A
Organization Code (UACS) : 080720000000
Funding Source Code (as clustered) : 01 - Regular Agency Fund
Report Status : PENDING (e.g. Fund Cluster: 101,102, 151)

| PARTICULARS | CURRENT YEAR BUDGET | | | | | PRIOR YEAR'S BUDGET | | | | | | | | | | Sub-Total | TRUST LIABILITIES | | | | GRAND TOTAL | | | | | REMARKS | | |
|--|---------------------|--------------|-------|----|---------------|-------------------------------|------|-------|------------|---------------|---------------------------------|------|-------|----|------------------|---------------|-------------------|---------------|--------------|-------|---------------|------------|---------------|----|-------|------------------|-------|--|
| | PS | MOOE | FinEx | CO | TOTAL | PRIOR YEAR'S ACCOUNTS PAYABLE | | | | | CURRENT YEAR'S ACCOUNTS PAYABLE | | | | | | PS | MOOE | CO | TOTAL | PS | MOOE | FinEx | CO | TOTAL | | | |
| | | | | | | PS | MOOE | FinEx | CO | Sub-Total | PS | MOOE | FinEx | CO | Sub-Total | | | | | | | | | | | | TOTAL | |
| 1 | 2 | 3 | 4 | 5 | 6=(2+3+4+5) | 7 | 8 | 9 | 10 | 11=(7+8+9+10) | 12 | 13 | 14 | 15 | 16=(12+13+14+15) | 17=(11+16) | 18=(6+17) | 19 | 20 | 21 | 22=(19+20+21) | 23 | 24 | 25 | 26 | 27=(23+24+25+26) | 28 | |
| Notice of Cash Allocation (NCA) | 18,308,877.21 | 8,019,426.96 | | | 26,328,304.17 | 70,544.65 | | | 915,711.24 | 986,255.89 | | | | | 986,255.89 | 27,314,560.06 | | 18,308,877.21 | 8,089,971.61 | | | 915,711.24 | 27,314,560.06 | | | | | |
| MDS Checks Issued | 18,308,877.21 | 8,019,426.96 | | | 26,328,304.17 | 70,544.65 | | | 915,711.24 | 986,255.89 | | | | | 986,255.89 | 27,314,560.06 | | 18,308,877.21 | 8,089,971.61 | | | 915,711.24 | 27,314,560.06 | | | | | |
| Advice to Debit Account | | | | | | | | | | | | | | | | | | | | | | | | | | | | |
| Notice of Transfer of Allocation (NTA) | | | | | | | | | | | | | | | | | | | | | | | | | | | | |
| MDS Checks Issued | | | | | | | | | | | | | | | | | | | | | | | | | | | | |
| Advice to Debit Account | | | | | | | | | | | | | | | | | | | | | | | | | | | | |
| Working Fund (NCA issued to BTr) | | | | | | | | | | | | | | | | | | | | | | | | | | | | |
| Tax Remittance Advices Issued (TRA) | 1,636,935.04 | 98,425.32 | | | 1,735,360.36 | | | | | | | | | | | 1,735,360.36 | | 1,636,935.04 | 98,425.32 | | | | 1,735,360.36 | | | | | |
| Cash Disbursement Ceiling (CDC) | | | | | | | | | | | | | | | | | | | | | | | | | | | | |
| Non-Cash Availment Authority (NCAA) | | | | | | | | | | | | | | | | | | | | | | | | | | | | |
| Others (CDT, BTr Docs Stamp, etc.) | | | | | | | | | | | | | | | | | | | | | | | | | | | | |

This report was generated using the Unified Reporting System on 17/07/2017 18:24

Certified Correct:

MERLYN A. ROMANO, CPA
Acting Chief Accountant

Approved by:

JOEL P. LIMSON, Ph.D.
University President