

**STATEMENT OF APPROPRIATIONS, ALLOTMENTS, OBLIGATIONS, DISBURSEMENTS AND BALANCES**  
**As of the Quarter Ending March 31, 2019**

Department: State Universities and Colleges (SUCs)

Agency: Negros Oriental State University

Operating Unit: N/A

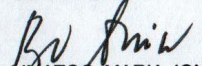
Organization Code (UACS): 080720000000


Fund Cluster: 01 - Regular Agency Fund

Authorization: 02 - Continuing Appropriations


Report Status: PENDING

Particulars	UACS CODE	Appropriation			Allotments					Current Year Obligations				Current Year Disbursements				Balances					
		Authorized Appropriation	Adjustments (Transfer (To)/From, Realignment)	Adjusted Appropriations	Allotments Received	Adjustments (Withdrawal, Realignment)	Transfer To	Transfer From	Adjusted Total Allotments	1st Quarter Ending March 31	2nd Quarter Ending June 30	3rd Quarter Ending Sept. 30	4th Quarter Ending Dec. 31	Total	1st Quarter Ending March 31	2nd Quarter Ending June 30	3rd Quarter Ending Sept. 30	4th Quarter Ending Dec. 31	Total	Unreleased Appropriations	Unobligated Allotment	Unpaid Obligations (15-20) = (23+24)	
1	2	3	4	5=(3+4)	6	7	8	9	10=[(6+(-)7)-8+9]	11	12	13	14	15=(11+12+13+14)	16	17	18	19	20=(16+17+18+19)	21=(5-10)	22=(10-15)	23	24
Agency Specific Budget																							
Agency Specific Budgets of National Government Agencies	01102101	799,566.45		799,566.45	799,566.45				799,566.45	107,902.47				107,902.47							691,663.98	107,902.47	
General Administration and Support	1000000000000000	99,741.87		99,741.87	99,741.87				99,741.87												99,741.87		
General Management and Supervision	1000001000010000	99,741.87		99,741.87	99,741.87				99,741.87												99,741.87		
MOOE		99,741.87		99,741.87	99,741.87				99,741.87												99,741.87		
Support to Operations	2000000000000000	3,852.18		3,852.18	3,852.18				3,852.18												3,852.18		
Auxiliary Services	2000001000010000	3,852.18		3,852.18	3,852.18				3,852.18												3,852.18		
MOOE		3,852.18		3,852.18	3,852.18				3,852.18												3,852.18		
Operations	3000000000000000	695,972.40		695,972.40	695,972.40				695,972.40	107,902.47				107,902.47							588,069.93	107,902.47	
OO : Relevant and quality tertiary education ensured to achieve inclusive growth and access of deserving but poor students to quality tertiary education increased	3100000000000000	548,894.93		548,894.93	548,894.93				548,894.93	107,902.47				107,902.47							440,992.46	107,902.47	
HIGHER EDUCATION PROGRAM	3101000000000000	548,894.93		548,894.93	548,894.93				548,894.93	107,902.47				107,902.47							440,992.46	107,902.47	
Provision of Higher Education Services Including P9,200,000 for Tulong-Dunong	3101001000010000	548,894.93		548,894.93	548,894.93				548,894.93	107,902.47				107,902.47							440,992.46	107,902.47	
MOOE		263,092.54		263,092.54	263,092.54				263,092.54												263,092.54		
CO		285,802.39		285,802.39	285,802.39				285,802.39	107,902.47				107,902.47							177,899.92	107,902.47	
OO : Higher education research improved to promote economic productivity and innovation	3200000000000000	129,508.74		129,508.74	129,508.74				129,508.74												129,508.74		
ADVANCED EDUCATION PROGRAM	3201000000000000	20,154.62		20,154.62	20,154.62				20,154.62												20,154.62		
Provision of Advanced Education Services	3201001000010000	20,154.62		20,154.62	20,154.62				20,154.62												20,154.62		
MOOE		20,154.62		20,154.62	20,154.62				20,154.62												20,154.62		
RESEARCH PROGRAM	3202000000000000	109,354.12		109,354.12	109,354.12				109,354.12												109,354.12		
Conduct of Research Services	3202001000010000	109,354.12		109,354.12	109,354.12				109,354.12												109,354.12		
MOOE		109,354.12		109,354.12	109,354.12				109,354.12												109,354.12		
OO : Community engagement increased	3300000000000000	17,568.73		17,568.73	17,568.73				17,568.73												17,568.73		
TECHNICAL ADVISORY EXTENSION PROGRAM	3301000000000000	17,568.73		17,568.73	17,568.73				17,568.73												17,568.73		
Provision of Extension Services	3301001000010000	17,568.73		17,568.73	17,568.73				17,568.73												17,568.73		
MOOE		17,568.73		17,568.73	17,568.73				17,568.73												17,568.73		
Sub-Total, Agency-Specific		799,566.45		799,566.45	799,566.45				799,566.45	107,902.47				107,902.47							691,663.98	107,902.47	
MOOE		513,764.06		513,764.06	513,764.06				513,764.06												513,764.06		
CO		285,802.39		285,802.39	285,802.39				285,802.39	107,902.47				107,902.47							177,899.92	107,902.47	
II. Automatic Appropriations																							
III. Special Purpose Fund																							
GRAND TOTAL		799,566.45		799,566.45	799,566.45				799,566.45	107,902.47				107,902.47							691,663.98	107,902.47	
MOOE		513,764.06		513,764.06	513,764.06				513,764.06												513,764.06		
CO		285,802.39		285,802.39	285,802.39				285,802.39	107,902.47				107,902.47							177,899.92	107,902.47	

Certified Correct:  
  
 LIMATOC, MARIA JONAMIE T.  
 Budget Officer  
 Date:

Certified Correct:  
  
 ROMANO, MERLYN A.  
 Chief Accountant  
 Date: 4/30/19

Recommended By:  
 OB - Davao City  
 YASI, NOEL MARJON E.  
 Director, FMS  
 Date:

Approved By:  
  
 LIMSON, JOEL P.  
 Agency Head/Department  
 Date: