

(REVISED) SUMMARY OF APPROPRIATIONS, ALLOTMENTS, OBLIGATIONS, DISBURSEMENTS AND BALANCES BY OBJECT OF EXPENDITURES
As at the Quarter Ending December 31, 2023

Department : State Universities and Colleges (SUCS)
Agency/Entity : Negros Oriental State University
Operating Unit : < not applicable >
Organization Code (UACS) : 08 072 0000000
Fund Cluster : 01 - Regular Agency Fund
(e.g. UACS Fund Cluster: 01-Regular Agency Fund, 02-Foreign Assisted Projects Fund, 03-Special Account-Locally Funded/Domestic Grants Fund, and 04-Special Account-Foreign Assisted/Foreign Grants Fund)

X	Current Year Appropriations
	Supplemental Appropriations
	Continuing Appropriations

Particulars	UACS CODE	Appropriations									Allotments					Obligations					Disbursements					Balances			
		Authorized Appropriations	Adjustments (Transfer To/From, Modifications/Augmentations)	Adjusted Appropriations	Allotments Received	Adjustments (Reductions, Modifications/Augmentations)	Transfer To	Transfer From	Adjusted Allotments	1st Quarter Ending March 31	2nd Quarter Ending June 30	3rd Quarter Ending September 30	4th Quarter Ending December 31	Total	1st Quarter Ending March 31	2nd Quarter Ending June 30	3rd Quarter Ending September 30	4th Quarter Ending December 31	Total	Unreleased Appropriations	Unobligated Allotments	Unpaid Obligations (16-20)=(23+24)							
		3	4	5=(3+4)	6	7	8	9	10=(8-7)+9	11	12	13	14	15=(11+12+13+14)	16	17	18	19	20=(16+17+18+19)	21=(5-10)	22=(10-15)	23	24						
SUMMARY		952,708,000.00	2,636,651.00	955,344,651.00	716,645,953.00	0.00	0.00	0.00	692,063,662.00	87,962,167.65	132,974,816.89	103,247,163.79	367,899,413.74	692,063,662.00	83,223,728.36	123,606,320.27	102,668,369.56	336,213,696.77	645,611,016.36	238,690,698.00	24,592,330.93	21,700,907.97	24,691,658.74						
A. AGENCY SPECIFIC BUDGET		929,344,000.00	0.00	929,344,000.00	690,645,302.00	0.00	0.00	0.00	690,645,302.00	82,605,654.77	126,714,676.33	99,969,230.63	358,771,640.62	690,645,302.00	77,776,497.93	117,235,897.26	99,697,893.10	329,477,015.17	623,097,303.54	238,690,698.00	23,694,099.76	19,182,339.97	24,691,658.74						
Personnel Services		484,723,000.00	20,656,000.00	505,379,000.00	408,546,472.00	0.00	0.00	0.00	427,102,472.00	73,709,685.02	110,093,617.78	71,136,717.92	154,115,693.03	409,056,613.76	73,650,149.22	102,880,462.74	77,420,340.31	146,804,446.43	400,765,388.70	88,176,828.00	18,046,838.25	8,300,215.05	0.00						
Salaries and Wages		292,453,000.00	18,746,603.14	311,199,603.14	292,453,000.00	0.00	0.00	0.00	311,199,603.14	68,557,879.06	80,015,242.42	64,656,034.01	87,476,632.59	300,745,788.00	68,600,096.97	73,875,841.40	70,068,254.87	86,691,106.36	299,125,298.60	0.00	10,453,815.06	1,620,469.49	0.00						
Salaries and Wages - Regular	5010101000	194,695,000.00	27,516,801.13	222,211,801.13	194,695,000.00	0.00	0.00	0.00	222,211,801.13	52,981,432.90	59,262,130.12	48,230,017.36	54,460,469.32	214,834,049.70	52,962,888.90	53,364,269.64	53,751,348.77	54,298,072.72	214,376,600.03	0.00	7,277,751.43	567,449.67	0.00						
Basic Salary - Civilian	5010101001	194,695,000.00	27,516,801.13	222,211,801.13	194,695,000.00	0.00	0.00	0.00	222,211,801.13	52,981,432.90	59,262,130.12	48,230,017.36	54,460,469.32	214,834,049.70	52,962,888.90	53,364,269.64	53,751,348.77	54,298,072.72	214,376,600.03	0.00	7,277,751.43	567,449.67	0.00						
Salaries and Wages - Casual/Contractual	5010102000	97,758,000.00	(8,770,197.99)	88,987,802.01	97,758,000.00	0.00	0.00	0.00	88,987,802.01	15,756,446.16	20,753,112.30	16,466,016.65	33,016,163.27	85,811,738.38	15,537,207.07	20,511,551.76	16,306,908.10	32,303,033.64	84,748,698.57	0.00	3,176,063.63	1,063,039.81	0.00						
Other Compensation		81,144,000.00	16,341,688.32	97,485,688.32	81,144,000.00	0.00	0.00	0.00	96,485,688.32	3,843,964.39	26,993,163.61	6,354,324.41	64,231,424.82	90,022,877.13	3,843,964.39	26,997,704.28	6,862,130.93	48,801,440.47	84,495,230.04	0.00	6,462,801.19	5,627,657.09	0.00						
Personal Economic Relief Allowance (PERA)	5010201000	9,744,000.00	947,661.38	10,691,661.38	9,744,000.00	0.00	0.00	0.00	10,691,661.38	2,332,181.82	2,567,000.00	2,186,890.92	3,334,882.77	10,420,945.51	2,332,181.82	2,305,000.00	2,419,608.18	3,362,155.51	10,418,945.51	0.00	270,715.87	2,000.00	0.00						
PERA - Civilian	5010201001	9,744,000.00	947,661.38	10,691,661.38	9,744,000.00	0.00	0.00	0.00	10,691,661.38	2,332,181.82	2,567,000.00	2,186,890.92	3,334,882.77	10,420,945.51	2,332,181.82	2,305,000.00	2,419,608.18	3,362,155.51	10,418,945.51	0.00	270,715.87	2,000.00	0.00						
Representation Allowance (RA)	5010202000	180,000.00	(2,500.00)	177,500.00	180,000.00	(2,500.00)	0.00	0.00	177,500.00	30,000.00	95,000.00	45,000.00	47,500.00	177,500.00	30,000.00	55,000.00	45,000.00	42,500.00	172,500.00	0.00	0.00	5,000.00	0.00						
Transportation Allowance (TA)	5010203000	180,000.00	(2,500.00)	177,500.00	180,000.00	(2,500.00)	0.00	0.00	177,500.00	30,000.00	95,000.00	45,000.00	47,500.00	177,500.00	30,000.00	55,000.00	45,000.00	42,500.00	172,500.00	0.00	0.00	5,000.00	0.00						
Clothing Allowance (CA)	5010204000	2,436,000.00	24,000.00	2,460,000.00	2,436,000.00	24,000.00	0.00	0.00	2,460,000.00	0.00	2,322,000.00	0.00	0.00	2,322,000.00	0.00	2,322,000.00	0.00	0.00	2,322,000.00	0.00	138,000.00	0.00	0.00						
Clothing Uniform Allowance - Civilian	5010204001	2,436,000.00	24,000.00	2,460,000.00	2,436,000.00	24,000.00	0.00	0.00	2,460,000.00	0.00	2,322,000.00	0.00	0.00	2,322,000.00	0.00	2,322,000.00	0.00	0.00	2,322,000.00	0.00	138,000.00	0.00	0.00						
Subsistence Allowance (SA)	5010205000	39,000.00	5,375.00	44,375.00	39,000.00	5,375.00	0.00	0.00	44,375.00	0.00	6,450.00	8,350.00	16,575.00	31,375.00	0.00	6,450.00	8,350.00	7,900.00	22,700.00	0.00	13,000.00	8,675.00	0.00						
Subsistence Allowance - Magna Carta for Public Health Workers under R.A. 7305	5010205003	39,000.00	5,375.00	44,375.00	39,000.00	5,375.00	0.00	0.00	44,375.00	0.00	6,450.00	8,350.00	16,575.00	31,375.00	0.00	6,450.00	8,350.00	7,900.00	22,700.00	0.00	13,000.00	8,675.00	0.00						
Laundry Allowance (LA)	5010206000	6,000.00	953.38	6,953.38	6,000.00	953.38	0.00	0.00	6,953.38	0.00	1,050.00	1,213.62	2,689.76	4,953.38	0.00	1,050.00	1,213.62	1,350.00	3,613.62	0.00	2,000.00	1,339.76	0.00						
Laundry Allowance - Magna Carta Benefits for Public Health Workers under R.A. 7305	5010206004	6,000.00	953.38	6,953.38	6,000.00	953.38	0.00	0.00	6,953.38	0.00	1,050.00	1,213.62	2,689.76	4,953.38	0.00	1,050.00	1,213.62	1,350.00	3,613.62	0.00	2,000.00	1,339.76	0.00						
Honoraria	5010210000	32,023,000.00	(13,435,279.26)	18,587,720.74	32,023,000.00	(13,435,279.26)	0.00	0.00	18,587,720.74	1,439,022.57	4,279,085.55	2,270,360.77	8,284,482.47	16,272,981.36	1,439,022.57	3,951,667.55	2,529,408.77	3,733,452.26	11,653,551.15	0.00	2,314,739.38	4,619,430.21	0.00						
Honoraria - Civilian	5010210001	32,023,000.00	(13,435,279.26)	18,587,720.74	32,023,000.00	(13,435,279.26)	0.00	0.00	18,587,720.74	1,439,022.57	4,279,085.55	2,270,360.77	8,284,482.47	16,272,981.36	1,439,022.57	3,951,667.55	2,529,408.77	3,733,452.26	11,653,551.15	0.00	2,314,739.38	4,619,430.21	0.00						
Hazard Pay (HP)	5010211000	28,000.00	649,255.65	677,255.65	28,000.00	649,255.65	0.00	0.00	677,255.65	0.00	49,590.00	627,665.65	677,255.65	10,992.50	0.00	49,590.00	110,992.50	160,582.50	0.00	0.00	516,673.15	0.00							
HP - Magna Carta Benefits for Public Health Workers under R.A. 7305	5010211005	28,000.00	649,255.65	677,255.65	28,000.00	649,255.65	0.00	0.00	677,255.65	0.00	49,590.00	627,665.65	677,255.65	10,992.50	0.00	49,590.00	110,992.50	160,582.50	0.00	0.00	516,673.15	0.00							
Overtime and Night Pay	5010213000	0.00	1,907,840.57	1,907,840.57	0.00	1,907,840.57	0.00	0.00	1,907,840.57	0.00	218,692.96	661,369.10	811,630.27	1,691,722.33	0.00	202,631.70	677,460.36	571,870.80	1,451,962.86	0.00	216,118.24	239,759.47	0.00						
Overtime Pay	5010213001	0.00	1,907,840.57	1,907,840.57	0.00	1,907,840.57	0.00	0.00	1,907,840.57	0.00	218,692.96	661,369.10	811,630.27	1,691,722.33	0.00	202,631.70	677,460.36	571,870.80	1,451,962.86	0.00	216,118.24	239,759.47	0.00						
Year End Bonus	5010214000	16,224,000.00	1,289,394.60	17,513,394.60	16,224,000.00	1,289,394.60	0.00	0.00	17,513,394.60	0.00	2,131,886.00	0.00	14,757,828.90	16,889,714.90	0.00	2,131,886.00	0.00	14,673,607.40	16,805,493.40	0.00	623,679.70	84,221.50	0.00						
Bonus - Civilian	5010214001	16,224,000.00	1,289,394.60	17,513,394.60	16,224,000.00	1,289,394.60	0.00	0.00	17,513,394.60	0.00	2,131,886.00	0.00	14,757,828.90	16,889,714.90	0.00	2,131,886.00	0.00	14,673,607.40	16,805,493.40	0.00	623,679.70	84,221.50	0.00						
Cash Gift	5010215000	2,000,000.00	10,000.00	2,010,000.00	2,000,000.00	10,000.00	0.00	0.00	2,010,000.00	0.00	0.00	0.00	1,939,250.00	1,939,250.00	0.00	0.00	0.00	1,937,750.00	1,937,750.00	0.00	100,750.00	1,500.00	0.00						
Cash Gift - Civilian	5010215001	2,000,000.00	10,000.00	2,010,000.00	2,000,000.00	10,000.00	0.00	0.00	2,010,000.00	0.00	0.00	0.00	1,939,250.00	1,939,250.00	0.00	0.00	0.00	1,937,750.00	1,937,750.00	0.00	100,750.00	1,500.00	0.00						
Mid-Year Bonus - Civilian	5010216000	16,224,000.00	1,653,237.00	17,877,237.00	16,224,000.00	1,653,237.00	0.00	0.00	17,877,237.00	0.00	14,918,019.00	0.00	2,205,420.00	17,123,439.00	0.00	14,918,019.00	0.00	2,171,362.00	17,089,381.00	0.00	753,788.00	34,058.00	0.00						
Mid-Year Bonus - Civilian	5010216001	16,224,000.00	1,653,237.00	17,877,237.00	16,224,000.00	1,653,237.00	0.00	0.00	17,877,237.00	0.00	14,918,019.00	0.00	2,205,420.00	17,123,439.00	0.00	14,918,019.00	0.00	2,171,362.00	17,089,381.00	0.00	753,788.00	34,058.00	0.00						
Other Bonuses and Allowances	5010295000	2,030,000.00	22,294,250.00	24,324,250.00	2,030,000.00	22,294,250.00	0.00	0.00	24,324,250.00	12,750.00	39,000.00	86,500.00	22,156,000.00	22,294,250.00	12,750.00	39,000.00	86,500.00	22,146,000.00	22,2										

(REVISED) SUMMARY OF APPROPRIATIONS, ALLOTMENTS, OBLIGATIONS, DISBURSEMENTS AND BALANCES BY OBJECT OF EXPENDITURES

As at the Quarter Ending December 31, 2023

Department : State Universities and Colleges (SUCs)
 Agency/Entity : Negros Oriental State University
 Operating Unit : < not applicable >
 Organization Code (UACS) : 08 072 0000000
 Fund Cluster : 01 - Regular Agency Fund
 (e.g. UACS Fund Cluster: 01-Regular Agency Fund, 02-Foreign Assisted Projects Fund, 03-Special Account-Locally Funded/Domestic Grants Fund, and 04-Special Account-Foreign Assisted/Foreign Grants Fund)

X	Current Year Appropriations
	Supplemental Appropriations
	Continuing Appropriations

Particulars	UACS CODE	Appropriations									Allotments					Obligations					Disbursements					Balances			
		Authorized Appropriations	Adjustments (Transfer To/From, Modifications/Augmentations)	Adjusted Appropriations	Allotments Received	Adjustments (Reductions, Modifications/Augmentations)	Transfer To	Transfer From	Adjusted Allotments	1st Quarter Ending March 31	2nd Quarter Ending June 30	3rd Quarter Ending September 30	4th Quarter Ending December 31	Total	1st Quarter Ending March 31	2nd Quarter Ending June 30	3rd Quarter Ending September 30	4th Quarter Ending December 31	Total	Unreleased Appropriations	Unobligated Allotments	Unpaid Obligations (15-20)=(23+24)							
		3	4	5=(3+4)	6	7	8	9	10=[(6)-(7)+8+9]	11	12	13	14	15=(11+12+13+14)	16	17	18	19	20=(16+17+18+19)	21=(6-10)	22=(10-15)	23	24						
Training Expenses	5020201002	7,823,000.00	(6,533,962.68)	1,289,037.32	7,823,000.00	(6,533,962.68)	0.00	0.00	1,289,037.32	9,000.00	153,851.00	609,117.60	314,668.72	1,266,637.32	9,000.00	143,951.00	658,787.60	397,263.72	1,238,982.32	0.00	3,000.00	10,000.00	37,055.00						
Supplies and Materials Expenses		17,211,000.00	(11,627,895.61)	5,583,104.39	17,211,000.00	(11,627,895.61)	0.00	0.00	5,583,104.39	3,200.00	85,196.00	2,807,075.14	2,897,633.25	5,683,104.39	3,200.00	3,200.00	399,626.00	2,074,606.99	2,478,931.59	0.00	0.00	0.00	3,103,172.40						
Office Supplies Expenses	5020301000	11,450,000.00	(8,798,823.75)	2,651,176.25	11,450,000.00	(8,798,823.75)	0.00	0.00	2,651,176.25	0.00	72,916.00	1,306,136.50	1,272,123.75	2,651,176.25	0.00	0.00	371,824.00	1,165,101.50	1,536,925.50	0.00	0.00	0.00	1,114,250.75						
ICT Office Supplies	5020301001	3,150,000.00	(1,705,200.00)	1,444,800.00	3,150,000.00	(1,705,200.00)	0.00	0.00	1,444,800.00	0.00	0.00	964,300.00	480,500.00	1,444,800.00	0.00	0.00	16,660.00	570,310.00	587,170.00	0.00	0.00	0.00	657,630.00						
Office Supplies Expenses	5020301002	8,300,000.00	(7,093,623.75)	1,206,376.25	8,300,000.00	(7,093,623.75)	0.00	0.00	1,206,376.25	0.00	72,916.00	341,836.50	791,623.75	1,206,376.25	0.00	0.00	354,964.00	594,791.50	949,755.50	0.00	0.00	0.00	256,620.75						
Accountable Forms Expenses	5020302000	50,000.00	(75,600.00)	14,400.00	50,000.00	(75,600.00)	0.00	0.00	14,400.00	3,200.00	3,200.00	4,000.00	4,000.00	14,400.00	3,200.00	3,200.00	4,000.00	4,000.00	14,400.00	0.00	0.00	0.00	0.00						
Drugs and Medicines Expenses	5020307000	1,050,000.00	(663,383.50)	196,616.50	1,050,000.00	(663,383.50)	0.00	0.00	196,616.50	0.00	0.00	166,616.50	0.00	196,616.50	0.00	0.00	0.00	103,618.50	103,618.50	0.00	0.00	0.00	82,998.00						
Medical, Dental and Laboratory Supplies Expenses	5020308000	1,116,000.00	(742,300.50)	373,699.50	1,116,000.00	(742,300.50)	0.00	0.00	373,699.50	0.00	0.00	258,675.00	115,024.50	373,699.50	0.00	0.00	1,095.00	187,000.00	188,995.00	0.00	0.00	0.00	185,604.50						
Fuel, Oil and Lubricants Expenses	5020309000	3,005,000.00	(2,235,010.86)	769,989.14	3,005,000.00	(2,235,010.86)	0.00	0.00	769,989.14	0.00	9,000.00	760,909.14	0.00	769,989.14	0.00	0.00	16,080.00	180,108.99	196,188.99	0.00	0.00	0.00	573,600.15						
Agricultural and Marine Supplies Expenses	5020310000	300,000.00	(115,450.00)	184,550.00	300,000.00	(115,450.00)	0.00	0.00	184,550.00	0.00	0.00	184,510.00	0.00	184,510.00	0.00	0.00	0.00	9,295.00	9,295.00	0.00	0.00	0.00	175,215.00						
Chemical and Filtering Supplies Expenses	5020313000	200,000.00	(198,050.00)	1,950.00	200,000.00	(198,050.00)	0.00	0.00	1,950.00	0.00	0.00	0.00	1,950.00	1,950.00	0.00	0.00	0.00	0.00	1,950.00	0.00	0.00	0.00	0.00						
Semi-Expendable Machinery and Equipment	5020321000	0.00	126,549.00	126,549.00	0.00	126,549.00	0.00	0.00	126,549.00	0.00	0.00	115,569.00	10,980.00	126,549.00	0.00	0.00	5,250.00	121,129.00	126,379.00	0.00	0.00	0.00	170.00						
Office Equipment	5020321002	0.00	10,810.00	10,810.00	0.00	10,810.00	0.00	0.00	10,810.00	0.00	0.00	10,810.00	0.00	10,810.00	0.00	0.00	0.00	10,810.00	10,810.00	0.00	0.00	0.00	0.00						
Information and Communications Technology Equipment	5020321003	0.00	115,739.00	115,739.00	0.00	115,739.00	0.00	0.00	115,739.00	0.00	0.00	115,569.00	170.00	115,739.00	0.00	0.00	5,250.00	110,319.00	115,569.00	0.00	0.00	0.00	170.00						
Semi-Expendable Furniture, Fixtures and Books	5020322000	0.00	215,792.00	215,792.00	0.00	215,792.00	0.00	0.00	215,792.00	0.00	0.00	149,193.00	66,599.00	215,792.00	0.00	0.00	0.00	215,792.00	215,792.00	0.00	0.00	0.00	0.00						
Furniture and Fixtures	5020322001	0.00	215,792.00	215,792.00	0.00	215,792.00	0.00	0.00	215,792.00	0.00	0.00	149,193.00	66,599.00	215,792.00	0.00	0.00	0.00	215,792.00	215,792.00	0.00	0.00	0.00	0.00						
Other Supplies and Materials Expenses	5020399000	0.00	1,058,422.00	1,058,422.00	0.00	1,058,422.00	0.00	0.00	1,058,422.00	0.00	0.00	125,976.00	932,446.00	1,058,422.00	0.00	0.00	1,276.00	87,862.00	89,138.00	0.00	0.00	0.00	969,184.00						
Utility Expenses		24,302,000.00	(666,861.69)	23,635,138.31	24,302,000.00	(666,861.69)	0.00	0.00	23,635,138.31	3,332,626.84	8,301,292.32	4,896,711.83	7,106,607.32	23,635,138.31	3,332,626.84	6,911,703.61	6,285,300.64	7,106,607.32	23,635,138.31	0.00	0.00	0.00	0.00						
Water Expenses	5020401000	6,102,000.00	(3,275,088.36)	2,826,911.64	6,102,000.00	(3,275,088.36)	0.00	0.00	2,826,911.64	850,806.00	877,117.10	818,430.04	780,558.44	2,826,911.64	550,806.06	670,181.10	825,266.04	780,558.44	2,826,911.64	0.00	0.00	0.00	0.00						
Electricity Expenses	5020402000	18,200,000.00	2,609,226.67	20,809,226.67	18,200,000.00	2,609,226.67	0.00	0.00	20,809,226.67	2,781,820.78	7,624,175.22	4,077,281.79	6,325,948.88	20,809,226.67	2,781,820.78	6,241,522.41	5,459,934.60	6,325,948.88	20,809,226.67	0.00	0.00	0.00	0.00						
Communication Expenses		1,445,000.00	(806,487.67)	638,512.33	1,445,000.00	(806,487.67)	0.00	0.00	638,512.33	95,460.28	274,577.68	214,917.62	638,013.33	95,460.28	39,374.73	66,488.81	289,856.17	155,703.62	574,491.33	0.00	2,499.00	61,612.00	0.00						
Postage and Courier Services	5020501000	71,000.00	(11,641.00)	59,359.00	71,000.00	(11,641.00)	0.00	0.00	59,359.00	5,592.60	12,966.20	29,841.60	10,958.60	59,359.00	5,592.60	12,968.20	29,841.60	10,958.60	59,359.00	0.00	0.00	0.00	0.00						
Telephone Expenses	5020502000	912,000.00	(365,962.95)	546,037.05	912,000.00	(365,962.95)	0.00	0.00	546,037.05	45,215.40	82,494.60	166,958.52	542,538.05	542,538.05	33,532.36	85,620.61	62,326.56	125,346.52	480,926.05	0.00	2,499.00	61,612.00	0.00						
Mobile	5020502001	251,000.00	(241,078.22)	9,921.78	251,000.00	(241,078.22)	0.00	0.00	9,921.78	65,646.14	219,147.56	166,958.52	499,577.22	15,328.00	68,145.14	219,147.56	125,346.52	472,965.22	472,965.22	0.00	0.00	0.00	0.00						
Landline	5020502002	661,000.00	(606,039.17)	54,960.83	661,000.00	(606,039.17)	0.00	0.00	54,960.83	27,390.40	16,847.92	8,722.51	0.00	54,960.83	18,206.36	17,375.47	0.00	0.00	54,960.83	0.00	0.00	0.00	0.00						
Internet Subscription Expenses	5020503000	453,000.00	(418,883.72)	34,116.28	453,000.00	(418,883.72)	0.00	0.00	34,116.28	249.77	0.00	16,668.01	17,000.50	34,116.28	249.77	14,468.01	19,308.50	34,116.28	34,116.28	0.00	0.00	0.00	0.00						
Cable, Satellite, Telegraph and Radio Expenses	5020504000	9,000.00	(9,000.00)	0.00	9,000.00	(9,000.00)	0.00	0.00	0.00	0.00	0.00	0.00	0.00	0.00	0.00	0.00	0.00	0.00	0.00	0.00	0.00	0.00	0.00						
Survey, Research, Exploration and		4,000,000.00	(1,989,186.00)	2,010,814.00	4,000,000.00	(1,989,186.00)	0.00	0.00	2,010,814.00	10,814.00	0.00	0.00	0.00	10,814.00	10,814.00	0.00	0.00	10,814.00	10,814.00	1,000,000.00	1,000,000.00	0.00	0.00						
Research, Exploration and Development Expenses	5020702000	4,000,000.00	(1,989,186.00)	2,010,814.00	4,000,000.00	(1,989,186.00)	0.00	0.00	2,010,814.00	10,814.00	0.00	0.00	0.00	10,814.00	10,814.00	0.00	0.00	10,814.00	10,814.00	1,000,000.00	1,000,000.00	0.00	0.00						
Research, Exploration and Development Expenses	5020702002	4,000,000.00	(1,989,186.00)	2,010,814.00	4,000,000.00	(1,989,186.00)	0.00	0.00	2,010,814.00	10,814.00	0.00	0.00	0.00	10,814.00	10,814.00	0.00	0.00	10,814.00	10,814.00	1,000,000.00	1,000,000.00	0.00	0.00						
Confidential, Intelligence and Extraordinary		160,000.00	(75,000.00)	85,000.00	160,000.00	(75,000.00)	0.00	0.00	85,000.00	0.00	25,000.00	37,500.00	12,500.00	75,000.00	0.00	25,000.00	37,500.00	12,500.00	75,000.00	0.00	0.00	0.00	0.00						
Extraordinary and Miscellaneous Expenses	5021003000	150,000.00	(75,000.00)	75,000.00	150,000.00	(75,000.00)	0.00	0.00	75,000.00	0.00	25,000.00	37,500.00	12,500.00	75,000.00	0.00	25,000.00	37,500.00	12,500.00	75,000.00	0.00	0.00	0.00	0.00						
Professional Services		4,292,000.00	8,263,261.63	12,555,261.63	4,292,000.00	8,263,261.63	0.00	0.00	12,555,261.63	113,349.61	1,067,090.10	4,687,654.45	6,776,715.83	12,545,409.69	113,349.61	1,067,090.10	4,623,946.70	6,830,275.92	12,535,263.33	0.00	9,851.84	10,147.36	0.00						
Legal Services	5021101000	500,000.00	63,820.24	563,820.24	500,000.00	63,820.24	0.00	0.00	563,820.24	113,609.01	228,412.02	221,802.21	563,820.24	113,609.01	228,412.02	221,802.21	563,820.24												

(REVISED) SUMMARY OF APPROPRIATIONS, ALLOTMENTS, OBLIGATIONS, DISBURSEMENTS AND BALANCES BY OBJECT OF EXPENDITURES
As at the Quarter Ending December 31, 2023

Department : State Universities and Colleges (SUCs)
Agency/Entity : Negros Oriental State University
Operating Unit : < not applicable >
Organization Code (UACS) : 08 072 0000000
Fund Cluster : 01 - Regular Agency Fund

X	Current Year Appropriations
	Supplemental Appropriations
	Continuing Appropriations

(e.g. UACS Fund Cluster: 01-Regular Agency Fund, 02-Foreign Assisted Projects Fund, 03-Special Account-Locally Funded/Domestic Grants Fund, and 04-Special Account-Foreign Assisted/Foreign Grants Fund)


Particulars	UACS CODE	Appropriations			Allotments			Obligations					Disbursements					Balances						
		Authorized Appropriations	Adjustments (Transfer To/From, Modifications/ Augmentations)	Adjusted Appropriations	Allotments Received	Adjustments (Reductions, Modifications/ Augmentations)	Transfer To	Transfer From	Adjusted Allotments	1st Quarter Ending March 31	2nd Quarter Ending June 30	3rd Quarter Ending September 30	4th Quarter Ending December 31	Total	1st Quarter Ending March 31	2nd Quarter Ending June 30	3rd Quarter Ending September 30	4th Quarter Ending December 31	Total	Unreleased Appropriations	Unobligated Allotments	Unpaid Obligations (15-20)=(23+24)		
1	2	3	4	5=(3+4)	6	7	8	9	10=[(6+)-(7)-8+9]	11	12	13	14	15=(11+12+13+14)	16	17	18	19	20=(16+17+18+19)	21=(5-10)	22=(10-15)	23	24	
Labor and Wages	5021601000	0.00	205,363.25	205,363.25	0.00	205,363.25	0.00	0.00	205,363.25	0.00	130,697.58	29,403.19	45,262.48	205,363.25	0.00	130,697.58	29,403.19	41,700.00	201,851.67	0.00	0.00	3,501.58	0.00	
Other Maintenance and Operating Expenses		6,049,000.00	(1,135,912.21)	4,913,087.79	3,049,000.00	(1,135,912.21)	0.00	0.00	1,913,087.79	44,800.00	33,030.00	776,303.28	1,069,680.62	1,912,713.90	39,800.00	38,050.00	661,173.28	959,766.62	1,630,769.90	3,000,000.00	373.89	163,334.00	30,610.00	
Printing and Publication Expenses	5029902000	295,000.00	(226,113.00)	68,887.00	295,000.00	(226,113.00)	0.00	0.00	68,887.00	0.00	0.00	2,117.00	66,770.00	68,887.00	0.00	0.00	2,117.00	36,160.00	38,277.00	0.00	0.00	0.00	30,610.00	
Representation Expenses	5029903000	1,604,000.00	(736,081.87)	867,918.13	1,604,000.00	(736,081.87)	0.00	0.00	867,918.13	9,000.00	10,000.00	458,130.00	360,788.13	667,918.13	9,000.00	10,000.00	344,000.00	408,920.00	771,520.00	0.00	0.00	95,998.13	0.00	
Transportation and Delivery Expenses	5029904000	1,026,000.00	(582,596.11)	443,403.89	1,026,000.00	(582,596.11)	0.00	0.00	443,403.89	5,000.00	11,030.00	206,000.00	221,000.00	443,030.00	5,000.00	11,030.00	206,000.00	140,500.00	362,530.00	0.00	0.00	373.89	60,500.00	
Membership Dues and Contributions to	5029906000	124,000.00	335,800.00	459,800.00	124,000.00	335,800.00	0.00	0.00	459,800.00	30,800.00	12,000.00	62,000.00	355,000.00	459,800.00	25,800.00	17,000.00	62,000.00	355,000.00	459,800.00	0.00	0.00	0.00	0.00	
Subscription Expenses	5029907000	0.00	33,620.62	33,620.62	0.00	33,620.62	0.00	0.00	33,620.62	0.00	0.00	13,656.28	19,964.34	33,620.62	0.00	0.00	13,656.28	13,966.62	27,642.90	0.00	0.00	0.00	0.00	
Other Subscription Expenses	5029907099	0.00	33,620.62	33,620.62	0.00	33,620.62	0.00	0.00	33,620.62	0.00	0.00	13,656.28	19,964.34	33,620.62	0.00	0.00	13,656.28	13,966.62	27,642.90	0.00	0.00	0.00	5,977.72	
Other Maintenance and Operating Expenses	5029999000	3,000,000.00	39,458.15	3,039,458.15	0.00	39,458.15	0.00	0.00	39,458.15	0.00	0.00	33,400.00	6,058.15	39,458.15	0.00	0.00	33,400.00	5,200.00	38,600.00	3,000,000.00	0.00	0.00	658.15	0.00
Other Maintenance and Operating Expenses	5029999099	3,000,000.00	39,458.15	3,039,458.15	0.00	39,458.15	0.00	0.00	39,458.15	0.00	0.00	33,400.00	6,058.15	39,458.15	0.00	0.00	33,400.00	5,200.00	38,600.00	3,000,000.00	0.00	0.00	658.15	0.00
Capital Outlays		25,000,000.00	0.00	25,000,000.00	25,000,000.00	0.00	0.00	0.00	25,000,000.00	0.00	0.00	0.00	21,402,694.34	21,402,694.34	0.00	0.00	0.00	0.00	0.00	0.00	0.00	3,597,306.66	0.00	21,402,694.34
Property, Plant and Equipment Outlay		25,000,000.00	0.00	25,000,000.00	25,000,000.00	0.00	0.00	0.00	25,000,000.00	0.00	0.00	0.00	21,402,694.34	21,402,694.34	0.00	0.00	0.00	0.00	0.00	0.00	0.00	3,597,306.66	0.00	21,402,694.34
Buildings and Other Structures	5060404000	25,000,000.00	0.00	25,000,000.00	25,000,000.00	0.00	0.00	0.00	25,000,000.00	0.00	0.00	0.00	21,402,694.34	21,402,694.34	0.00	0.00	0.00	0.00	0.00	0.00	0.00	3,597,306.66	0.00	21,402,694.34
School Buildings	5060404002	25,000,000.00	0.00	25,000,000.00	25,000,000.00	0.00	0.00	0.00	25,000,000.00	0.00	0.00	0.00	21,402,694.34	21,402,694.34	0.00	0.00	0.00	0.00	0.00	0.00	0.00	3,597,306.66	0.00	21,402,694.34
B. AUTOMATIC APPROPRIATIONS		23,364,000.00	2,636,651.00	26,000,651.00	26,000,651.00	0.00	0.00	0.00	26,000,651.00	5,456,812.88	6,260,140.66	4,277,933.28	9,127,773.12	25,122,359.82	5,447,230.43	6,269,423.01	4,070,476.78	6,736,681.60	22,523,711.82	0.00	878,231.18	2,598,648.00	0.00	
Retirement and Life Insurance Premiums		23,364,000.00	2,636,651.00	26,000,651.00	26,000,651.00	0.00	0.00	0.00	26,000,651.00	5,456,812.88	6,260,140.66	4,277,933.28	9,127,773.12	25,122,359.82	5,447,230.43	6,269,423.01	4,070,476.78	6,736,681.60	22,523,711.82	0.00	878,231.18	2,598,648.00	0.00	
GRAND TOTAL		862,708,000.00	2,636,651.00	865,344,651.00	716,645,963.00	0.00	0.00	0.00	716,645,963.00	87,962,167.65	132,974,818.69	103,247,163.78	367,699,413.74	692,063,662.07	83,223,728.34	123,806,320.27	102,668,369.96	336,215,696.77	645,611,016.36	238,698,690.00	24,562,350.93	21,780,907.97	24,891,568.74	


Certified Correct:


Certified Correct:


Recommending Approval By:

Approved By:


RENE BOY A. CATUBIG, CPA, MBA
Acting - Chief Administrative Officer - Finance
Date: March 5, 2024 05:00 PM


MAURICE ANAVER B. DORDADO, CPA
University Chief Accountant
Date: March 5, 2024 05:00 PM


NOEL MARJON E. YAS, PSY. D.
Vice-President for Administration and Finance
Date: March 5, 2024 05:00 PM


JOEL P. LIMSON, PH. D.
University President
Date: March 5, 2024 05:02 PM

This report was generated using the Unified Reporting System on March 5, 2024 5:04 PM; Status: SUBMITTED