




STATEMENT OF APPROVED BUDGET, UTILIZATIONS, DISBURSEMENTS AND BALANCES
(For Off-Budgetary Funds)
As at the Quarter Ending December 31, 2023


Department : State Universities and Colleges (SUCs)
 Agency/Entity : Negros Oriental State University
 Operating Unit : < not applicable >
 Organization Code (UACS) : 08 072 0000000
 Fund Cluster : 05 - Internally Generated Funds
 (e.g. UACS Fund Cluster: 05-Internally Generated Funds and 06-Business Related Funds)

Particulars	UACS CODE	Approved Budget			Utilizations					Disbursements					Balances		
		Approved Budgeted Revenue	Adjustments (Reductions, Modifications/ Augmentations)	Adjusted Budgeted Revenue	1st Quarter Ending March 31	2nd Quarter Ending June 30	3rd Quarter Ending September 30	4th Quarter Ending December 31	Total	1st Quarter Ending March 31	2nd Quarter Ending June 30	3rd Quarter Ending September 30	4th Quarter Ending December 31	Total	Unutilized Budget	Unpaid Obligations (10-15)=(17+18)	
																Due and Demandable	Not Yet Due and Demandable
1	2	3	4	5=[3+(-4)]	6	7	8	9	10=(6+7+8+9)	11	12	13	14	15=(11+12+13+14)	16=(5-10)	17	18
OO : Community engagement increased	3300000000000000	49,216,800.78	(1,763,336.62)	47,453,464.16	346,733.09	552,513.99	314,530.30	503,803.98	1,717,581.36	103,935.09	410,040.69	254,843.30	238,790.00	1,007,609.08	45,735,882.80	61,951.98	648,020.30
TECHNICAL ADVISORY EXTENSION PROGRAM	3301000000000000	49,216,800.78	(1,763,336.62)	47,453,464.16	346,733.09	552,513.99	314,530.30	503,803.98	1,717,581.36	103,935.09	410,040.69	254,843.30	238,790.00	1,007,609.08	45,735,882.80	61,951.98	648,020.30
Provision of Extension Services	330100100001000	49,216,800.78	(1,763,336.62)	47,453,464.16	346,733.09	552,513.99	314,530.30	503,803.98	1,717,581.36	103,935.09	410,040.69	254,843.30	238,790.00	1,007,609.08	45,735,882.80	61,951.98	648,020.30
PS		239,162.31	0.00	239,162.31	0.00	36,661.69	0.00	0.00	36,661.69	0.00	36,661.69	0.00	0.00	36,661.69	202,500.62	0.00	0.00
MOOE		43,372,468.47	(1,818,336.62)	41,554,131.85	214,085.09	458,852.30	165,550.30	288,803.98	1,127,291.67	103,935.09	373,379.00	197,843.30	89,810.00	764,967.39	40,426,860.18	61,951.98	300,372.30
CO		5,605,150.00	55,000.00	5,660,150.00	132,648.00	57,000.00	148,980.00	215,000.00	553,628.00	0.00	0.00	0.00	57,000.00	148,980.00	205,980.00	5,106,522.00	347,648.00
Sub-Total, Operations		528,896,566.91	161,863,262.55	690,759,829.46	13,289,408.96	21,129,661.16	35,786,155.27	77,678,976.96	147,884,202.35	7,783,620.64	10,332,145.47	20,869,518.48	34,808,844.97	73,792,129.56	542,875,627.11	8,583,462.78	65,508,610.01
PS		50,064,241.75	(10,831,421.03)	39,232,820.72	224,446.22	1,274,582.00	189,364.99	351,044.08	2,039,437.29	224,446.22	1,274,582.00	189,364.99	311,885.08	2,000,278.29	37,193,383.43	39,159.00	0.00
MOOE		361,892,499.82	57,030,451.10	418,922,950.92	8,896,598.46	15,091,857.66	22,178,719.76	50,055,164.09	96,222,339.97	7,557,619.22	8,593,097.55	18,689,108.40	26,987,691.39	61,827,516.56	322,690,610.95	8,538,930.98	25,855,892.43
FinEx (If Applicable)		0.00	0.00	0.00	0.00	0.00	0.00	0.00	0.00	0.00	0.00	0.00	0.00	0.00	0.00	0.00	0.00
CO		116,949,825.34	115,664,232.48	232,614,057.82	4,168,364.28	4,763,221.50	13,418,070.52	27,272,768.79	49,622,425.09	1,555.20	464,465.92	1,991,045.09	7,507,268.50	9,984,334.71	182,991,632.73	5,372.80	39,652,717.58
GRAND TOTAL		862,124,709.54	224,516,102.69	1,086,640,812.23	26,660,643.79	34,201,168.53	52,802,951.38	127,670,014.20	241,334,777.90	15,479,990.22	18,009,676.47	38,976,882.33	55,548,536.71	128,015,095.73	845,306,034.33	16,130,058.25	97,189,633.92
PS		60,335,649.72	(9,858,459.11)	50,477,190.61	781,410.91	2,070,494.59	262,707.12	825,312.08	3,939,924.70	715,200.53	2,070,494.59	262,707.12	603,135.08	3,651,537.32	46,537,265.91	288,387.38	0.00
MOOE		659,241,307.35	81,873,578.42	741,114,885.77	21,309,508.60	26,070,188.81	35,955,820.23	89,463,072.13	172,798,589.77	14,763,234.49	15,288,964.96	34,330,456.81	45,836,027.30	110,218,693.56	568,316,296.00	15,836,298.07	46,743,608.14
FinEx (If Applicable)		0.00	0.00	0.00	0.00	0.00	0.00	0.00	0.00	0.00	0.00	0.00	0.00	0.00	0.00	0.00	0.00
CO		142,547,752.47	152,500,983.38	295,048,735.85	4,569,724.28	6,060,485.13	16,584,424.03	37,381,629.99	64,596,263.43	1,555.20	650,216.92	4,383,718.40	9,109,374.33	14,144,864.85	230,452,472.42	5,372.80	50,446,025.78

Certified Correct:

RETIE BOY A. CATUBIG, CPA, MBA
 Acting - Chief Administrative Officer - Finance
 Date: January 29, 2024 02:44 PM

Certified Correct:

MAURICE ANAVER B. DORDADO, CPA
 University Chief Accountant
 Date: January 29, 2024 02:44 PM

Recommending Approval By:

NOEL MARJONE E. ASI, PSY. D.
 Vice - President for Administration and Finance
 Date:

FOR: 
JOEL P. LIMSON, PH. D.
 University President
 Date: January 29, 2024 02:45 PM