

STATEMENT OF APPROVED BUDGET, UTILIZATIONS, DISBURSEMENTS AND BALANCES
(For Off-Budgetary Funds)
As at the Quarter Ending June 30, 2024


Department : State Universities and Colleges (SUCs)
 Agency/Entity : Negros Oriental State University
 Operating Unit : < not applicable >
 Organization Code (UACS) : 08 072 000000
 Fund Cluster : 05 - Internally Generated Funds
 (e.g. UACS Fund Cluster: 05-Internally Generated Funds and 06-Business Related Funds)


Particulars	UACS CODE	Approved Budget			Utilizations					Disbursements					Balances		
		Approved Budgeted Revenue	Adjustments (Reductions, Modifications/ Augmentations)	Adjusted Budgeted Revenue	1st Quarter Ending March 31	2nd Quarter Ending June 30	3rd Quarter Ending September 30	4th Quarter Ending December 31	Total	1st Quarter Ending March 31	2nd Quarter Ending June 30	3rd Quarter Ending September 30	4th Quarter Ending December 31	Total	Unutilized Budget	Unpaid Obligations (10-15)=(17+18)	
																Due and Demandable	Not Yet Due and Demandable
1	2	3	4	5=[(3+)-4]	6	7	8	9	10=(6+7+8+9)	11	12	13	14	15=(11+12+13+14)	16=(5-10)	17	18
General Administration and Support	10000000000000	209,443,427.50	(1,143,397.76)	208,300,029.74	4,026,424.72	15,476,242.78	0.00	0.00	19,502,667.50	3,258,305.49	11,495,694.57	0.00	0.00	14,754,000.06	188,797,362.24	245,112.18	4,503,555.26
General Management and Supervision	100000100001000	209,443,427.50	(1,143,397.76)	208,300,029.74	4,026,424.72	15,476,242.78	0.00	0.00	19,502,667.50	3,258,305.49	11,495,694.57	0.00	0.00	14,754,000.06	188,797,362.24	245,112.18	4,503,555.26
PS		6,398,720.94	307,597.00	6,706,317.94	51,750.00	134,595.54	0.00	0.00	186,345.54	51,750.00	134,595.54	0.00	0.00	186,345.54	6,519,972.40	0.00	0.00
MOOE		173,841,054.08	(3,314,921.14)	170,526,132.92	3,974,674.72	14,954,657.24	0.00	0.00	18,929,331.96	3,206,555.49	11,245,099.03	0.00	0.00	14,451,654.52	151,596,800.66	245,112.18	4,232,565.26
CO		29,203,652.50	1,863,926.38	31,067,578.88	0.00	386,990.00	0.00	0.00	386,990.00	0.00	116,000.00	0.00	0.00	116,000.00	30,680,588.88	0.00	270,990.00
Sub-Total, General Administration and Support		209,443,427.50	(1,143,397.76)	208,300,029.74	4,026,424.72	15,476,242.78	0.00	0.00	19,502,667.50	3,258,305.49	11,495,694.57	0.00	0.00	14,754,000.06	188,797,362.24	245,112.18	4,503,555.26
PS		6,398,720.94	307,597.00	6,706,317.94	51,750.00	134,595.54	0.00	0.00	186,345.54	51,750.00	134,595.54	0.00	0.00	186,345.54	6,519,972.40	0.00	0.00
MOOE		173,841,054.08	(3,314,921.14)	170,526,132.92	3,974,674.72	14,954,657.24	0.00	0.00	18,929,331.96	3,206,555.49	11,245,099.03	0.00	0.00	14,451,654.52	151,596,800.66	245,112.18	4,232,565.26
FinEx (If Applicable)		0.00	0.00	0.00	0.00	0.00	0.00	0.00	0.00	0.00	0.00	0.00	0.00	0.00	0.00	0.00	0.00
CO		29,203,652.50	1,863,926.38	31,067,578.88	0.00	386,990.00	0.00	0.00	386,990.00	0.00	116,000.00	0.00	0.00	116,000.00	30,680,588.88	0.00	270,990.00
Support to Operations	20000000000000	141,332,180.98	291,790.78	141,623,971.74	1,660,826.16	14,401,581.50	0.00	0.00	16,062,407.66	592,784.13	4,314,853.01	0.00	0.00	4,907,617.14	125,561,564.08	536,072.98	10,618,717.54
Auxiliary Services	200000100001000	141,332,180.98	291,790.78	141,623,971.74	1,660,826.16	14,401,581.50	0.00	0.00	16,062,407.66	592,784.13	4,314,853.01	0.00	0.00	4,907,617.14	125,561,564.08	536,072.98	10,618,717.54
PS		2,449,480.00	0.00	2,449,480.00	0.00	346,460.19	0.00	0.00	346,460.19	0.00	346,460.19	0.00	0.00	346,460.19	2,103,019.61	0.00	0.00
MOOE		128,581,055.07	2,026,580.78	130,607,635.85	1,660,826.16	13,718,721.31	0.00	0.00	15,379,547.47	592,784.13	3,968,392.82	0.00	0.00	4,581,156.95	115,228,088.38	536,072.98	10,282,317.54
CO		10,301,645.89	(1,734,790.00)	8,566,855.89	0.00	336,400.00	0.00	0.00	336,400.00	0.00	0.00	0.00	0.00	0.00	8,230,455.69	0.00	336,400.00
Sub-Total, Support to Operations		141,332,180.98	291,790.78	141,623,971.74	1,660,826.16	14,401,581.50	0.00	0.00	16,062,407.66	592,784.13	4,314,853.01	0.00	0.00	4,907,617.14	125,561,564.08	536,072.98	10,618,717.54
PS		2,449,480.00	0.00	2,449,480.00	0.00	346,460.19	0.00	0.00	346,460.19	0.00	346,460.19	0.00	0.00	346,460.19	2,103,019.61	0.00	0.00
MOOE		128,581,055.07	2,026,580.78	130,607,635.85	1,660,826.16	13,718,721.31	0.00	0.00	15,379,547.47	592,784.13	3,968,392.82	0.00	0.00	4,581,156.95	115,228,088.38	536,072.98	10,282,317.54
FinEx (If Applicable)		0.00	0.00	0.00	0.00	0.00	0.00	0.00	0.00	0.00	0.00	0.00	0.00	0.00	0.00	0.00	0.00
CO		10,301,645.89	(1,734,790.00)	8,566,855.89	0.00	336,400.00	0.00	0.00	336,400.00	0.00	0.00	0.00	0.00	0.00	8,230,455.69	0.00	336,400.00
Operations	30000000000000	563,852,671.61	1,887,569.84	565,740,241.45	15,638,552.84	86,542,233.96	0.00	0.00	102,180,786.80	8,527,804.54	39,454,499.53	0.00	0.00	47,982,304.07	463,559,454.85	2,191,567.25	52,006,915.28
OO : Relevant and quality tertiary education ensured to achieve inclusive growth and access of poor but deserving students to quality tertiary education increased a HIGHER EDUCATION PROGRAM	31000000000000	453,693,520.41	3,803,146.84	457,496,667.25	15,575,035.26	84,704,327.80	0.00	0.00	100,279,363.06	8,464,782.52	38,551,359.71	0.00	0.00	47,018,142.23	357,217,304.19	2,067,886.15	51,195,334.68
Provision of Higher Education Services	310100100002000	453,693,520.41	3,803,146.84	457,496,667.25	15,575,035.26	84,704,327.80	0.00	0.00	100,279,363.06	8,464,782.52	38,551,359.71	0.00	0.00	47,018,142.23	357,217,304.19	2,067,886.15	51,195,334.68
PS		2,918,806.22	57,005.70	2,975,811.92	0.00	129,933.46	0.00	0.00	129,933.46	0.00	102,309.93	0.00	0.00	102,309.93	2,845,878.46	27,623.53	0.00
MOOE		312,114,689.03	(4,500,234.95)	307,614,454.08	9,320,256.83	44,718,947.85	0.00	0.00	54,039,204.68	8,464,782.52	24,311,841.05	0.00	0.00	32,776,623.57	253,575,249.40	285,936.37	20,976,644.74
CO		138,660,025.16	8,246,376.09	146,906,401.25	6,254,778.43	39,855,446.49	0.00	0.00	46,110,224.92	0.00	14,137,208.73	0.00	0.00	14,137,208.73	100,796,176.33	1,754,326.25	30,218,689.94
OO : Higher education research improved to promote economic productivity and innovation a ADVANCED EDUCATION PROGRAM	32010000000000	73,625,467.93	106,223.00	73,731,690.93	63,517.38	1,171,294.84	0.00	0.00	1,234,812.22	63,022.02	776,702.28	0.00	0.00	839,724.30	72,496,878.71	62,545.32	332,542.60
Provision of Advanced Education Services	320100100001000	9,971,480.00	0.00	9,971,480.00	11,676.35	0.00	0.00	0.00	11,676.35	11,676.35	0.00	0.00	0.00	11,676.35	9,959,803.65	0.00	0.00
PS		214,500.00	0.00	214,500.00	0.00	0.00	0.00	0.00	0.00	0.00	0.00	0.00	0.00	0.00	214,500.00	0.00	0.00
MOOE		9,706,980.00	0.00	9,706,980.00	11,676.35	0.00	0.00	0.00	11,676.35	11,676.35	0.00	0.00	0.00	11,676.35	9,695,303.65	0.00	0.00
CO		50,000.00	0.00	50,000.00	0.00	0.00	0.00	0.00	0.00	0.00	0.00	0.00	0.00	0.00	50,000.00	0.00	0.00
RESEARCH PROGRAM	32020000000000	63,653,987.93	106,223.00	63,760,210.93	51,841.03	1,171,294.84	0.00	0.00	1,223,135.87	51,345.67	776,702.28	0.00	0.00	828,047.95	62,537,075.06	62,545.32	332,542.60
Conduct of Research Services	320200100001000	63,653,987.93	106,223.00	63,760,210.93	51,841.03	1,171,294.84	0.00	0.00	1,223,135.87	51,345.67	776,702.28	0.00	0.00	828,047.95	62,537,075.06	62,545.32	332,542.60
PS		2,741,460.00	0.00	2,741,460.00	0.00	48,000.00	0.00	0.00	48,000.00	0.00	0.00	0.00	0.00	0.00	2,693,460.00	48,000.00	0.00
MOOE		46,934,257.08	106,223.00	47,040,480.08	51,841.03	604,294.84	0.00	0.00	656,135.87	51,345.67	426,702.28	0.00	0.00	478,047.95	46,384,344.21	14,545.32	163,542.60
CO		13,978,270.85	0.00	13,978,270.85	0.00	519,000.00	0.00	0.00	519,000.00	0.00	350,000.00	0.00	0.00	350,000.00	13,459,270.85	0.00	169,000.00
OO : Community engagement increased a TECHNICAL ADVISORY EXTENSION PROGRAM	33010000000000	36,533,683.27	(2,021,800.00)	34,511,883.27	0.00	666,611.32	0.00	0.00	666,611.32	0.00	126,437.54	0.00	0.00	126,437.54	33,845,271.65	61,135.78	479,038.00
Provision of Extension Services	330100100001000	36,533,683.27	(2,021,800.00)	34,511,883.27	0.00	666,611.32	0.00	0.00	666,611.32	0.00	126,437.54	0.00	0.00	126,437.54	33,845,271.65	61,135.78	479,038.00
PS		239,162.31	0.00	239,162.31	0.00	0.00	0.00	0.00	0.00	0.00	0.00	0.00	0.00	0.00	239,162.31	0.00	0.00
MOOE		34,083,524.96	(2,216,800.00)	31,866,724.96	0.00	429,631.32	0.00	0.00	429,631.32	0.00	126,437.54	0.00	0.00	126,437.54	31,437,093.64	61,135.78	242,058.00
CO		2,210,996.00	195,000.00	2,405,996.00	0.00	236,980.00	0.00	0.00	236,980.00	0.00	0.00	0.00	0.00	0.00	2,169,016.00	0.00	236,980.00


STATEMENT OF APPROVED BUDGET, UTILIZATIONS, DISBURSEMENTS AND BALANCES
 (For Off-Budgetary Funds)
 As at the Quarter Ending June 30, 2024


Department : State Universities and Colleges (SUCs)
 Agency/Entity : Negros Oriental State University
 Operating Unit : < not applicable >
 Organization Code (UACS) : 08 072 0000000
 Fund Cluster : 05 - Internally Generated Funds
 (e.g. UACS Fund Cluster: 05-Internally Generated Funds and 06-Business Related Funds)

Particulars	UACS CODE	Approved Budget			Utilizations					Disbursements					Balances		
		Approved Budgeted Revenue	Adjustments (Reductions, Modifications/ Augmentations)	Adjusted Budgeted Revenue	1st Quarter Ending March 31	2nd Quarter Ending June 30	3rd Quarter Ending September 30	4th Quarter Ending December 31	Total	1st Quarter Ending March 31	2nd Quarter Ending June 30	3rd Quarter Ending September 30	4th Quarter Ending December 31	Total	Unutilized Budget	Unpaid Obligations (10-15)+(17+18)	
																Due and Demandable	Not Yet Due and Demandable
1	2	3	4	5=[3+(-)4]	6	7	8	9	10=(6+7+8+9)	11	12	13	14	15=(11+12+13+14)	16=(5-10)	17	18
Sub-Total, Operations		563,852,671.61	1,887,569.84	565,740,241.45	15,638,552.64	86,542,233.96	0.00	0.00	102,180,786.60	8,527,804.54	39,454,499.53	0.00	0.00	47,982,304.07	463,559,454.85	2,191,567.25	52,008,915.28
PS		6,113,928.53	57,005.70	6,170,934.23	0.00	177,933.48	0.00	0.00	177,933.48	0.00	102,309.93	0.00	0.00	102,309.93	5,993,000.77	75,623.53	0.00
MOOE		402,839,451.07	(6,610,811.95)	396,228,639.12	9,363,774.21	45,752,874.01	0.00	0.00	55,136,648.22	8,527,804.54	24,864,960.87	0.00	0.00	33,392,785.41	341,091,990.90	361,617.47	21,382,245.34
FinEx (if Applicable)		0.00	0.00	0.00	0.00	0.00	0.00	0.00	0.00	0.00	0.00	0.00	0.00	0.00	0.00	0.00	0.00
CO		154,899,292.01	8,441,376.09	163,340,668.10	6,254,778.43	40,611,426.49	0.00	0.00	46,866,204.92	0.00	14,487,208.73	0.00	0.00	14,487,208.73	116,474,463.18	1,754,326.25	30,624,689.94
GRAND TOTAL		914,628,280.07	1,035,982.86	915,664,242.93	21,325,803.52	116,420,058.24	0.00	0.00	137,745,861.76	12,378,874.16	55,285,047.11	0.00	0.00	67,643,921.27	777,918,381.17	2,972,752.41	67,129,188.08
PS		14,962,129.47	364,602.70	15,326,732.17	51,750.00	658,989.19	0.00	0.00	710,739.19	51,750.00	583,365.66	0.00	0.00	635,115.66	14,615,992.98	75,623.53	0.00
MOOE		705,261,560.20	(7,899,152.31)	697,362,407.89	15,019,275.09	74,426,252.56	0.00	0.00	89,445,527.65	12,327,124.16	40,078,472.72	0.00	0.00	52,405,596.88	607,916,880.24	1,142,802.63	35,897,128.14
FinEx (if Applicable)		0.00	0.00	0.00	0.00	0.00	0.00	0.00	0.00	0.00	0.00	0.00	0.00	0.00	0.00	0.00	0.00
CO		194,404,590.40	8,570,512.47	202,975,102.87	6,254,778.43	41,334,816.49	0.00	0.00	47,589,594.92	0.00	14,603,208.73	0.00	0.00	14,603,208.73	155,385,507.95	1,754,326.25	31,232,059.94

Certified Correct:

 RENE BOY A. CATUBIG, CPA, MBA
 Acting - Chief Administrative Officer - Finance
 Date: July 18, 2024 03:33 PM

Certified Correct:

 MAURICE ANAVER B. DORDADO, CPA
 University Chief Accountant
 Date: July 18, 2024 03:33 PM

Recommending Approval By:

 MERIVIC G. CATADA, PH. D.
 Vice - President for Administration and Finance
 Date:

Approved By:

 NOEL MARJON E. YUSI, PSY. D.
 University President
 Date: July 18, 2024 03:35 PM