

### STATEMENT OF APPROVED BUDGET, UTILIZATIONS, DISBURSEMENTS AND BALANCES (For Off-Budgetary Funds) As at the Quarter Ending June 30, 2021

Department : State Universities and Colleges (SUCs)  
 Agency/Entity : Negros Oriental State University  
 Operating Unit : < not applicable >  
 Organization Code (UACS) : 08 072 000000  
 Fund Cluster : 05 Internally Generated Funds  
 (e.g. UACS Fund Cluster: 05-Internally Generated Funds and 06-Business Related Funds)

Particulars	UACS CODE	Approved Budget			Utilizations					Disbursements					Balances		
		Approved Budgeted Revenue	Adjustments (Reductions, Modifications/	Adjusted Budgeted Revenue	1st Quarter Ending March 31	2nd Quarter Ending June 30	3rd Quarter Ending Sept. 30	4th Quarter Ending Dec. 31	Total	1st Quarter Ending March 31	2nd Quarter Ending June 30	3rd Quarter Ending Sept. 30	4th Quarter Ending Dec. 31	TOTAL	Unutilized Budget	Unpaid Obligations	
																Due and Demandable	Not Yet Due and Demandable
1	2	3	4	5=[3+(-)4]	6	7	8	9	10=(6+7+8+9)	11	12	13	14	15=(11+12+13+14)	16=(5-10)	17	18
General Administration and Support	100000000000000000	313,293,171.05	255,262.08	313,548,433.13	7,686,081.68	12,262,541.09	0.00	0.00	19,948,622.77	4,747,840.36	5,120,337.55	0.00	0.00	9,868,177.91	293,599,810.36	668,200.00	9,412,244.86
General Management and Supervision	1000001000010000	313,293,171.05	255,262.08	313,548,433.13	7,686,081.68	12,262,541.09	0.00	0.00	19,948,622.77	4,747,840.36	5,120,337.55	0.00	0.00	9,868,177.91	293,599,810.36	668,200.00	9,412,244.86
PS		10,161,401.82	132,537.65	10,293,939.47	200,065.03	345,222.91	0.00	0.00	545,287.94	200,065.03	345,222.91	0.00	0.00	545,287.94	9,748,651.53	0.00	0.00
MOOE		149,327,744.86	(1,278,599.65)	148,049,145.21	5,966,866.65	5,586,135.68	0.00	0.00	11,553,002.33	4,547,775.33	4,120,364.64	0.00	0.00	8,668,139.97	136,496,142.88	179,500.00	2,705,362.36
CO		153,804,024.37	1,401,324.08	155,205,348.45	1,519,150.00	6,331,182.50	0.00	0.00	7,850,332.50	0.00	654,750.00	0.00	0.00	654,750.00	147,355,015.95	488,700.00	6,706,882.50
Sub-Total, General Administration and Support		313,293,171.05	255,262.08	313,548,433.13	7,686,081.68	12,262,541.09	0.00	0.00	19,948,622.77	4,747,840.36	5,120,337.55	0.00	0.00	9,868,177.91	293,599,810.36	668,200.00	9,412,244.86
PS		10,161,401.82	132,537.65	10,293,939.47	200,065.03	345,222.91	0.00	0.00	545,287.94	200,065.03	345,222.91	0.00	0.00	545,287.94	9,748,651.53	0.00	0.00
MOOE		149,327,744.86	(1,278,599.65)	148,049,145.21	5,966,866.65	5,586,135.68	0.00	0.00	11,553,002.33	4,547,775.33	4,120,364.64	0.00	0.00	8,668,139.97	136,496,142.88	179,500.00	2,705,362.36
FinEx (if Applicable)		0.00	0.00	0.00	0.00	0.00	0.00	0.00	0.00	0.00	0.00	0.00	0.00	0.00	0.00	0.00	0.00
CO		153,804,024.37	1,401,324.08	155,205,348.45	1,519,150.00	6,331,182.50	0.00	0.00	7,850,332.50	0.00	654,750.00	0.00	0.00	654,750.00	147,355,015.95	488,700.00	6,706,882.50
Support to Operations	200000000000000000	291,257,521.37	172,388.00	291,429,909.37	3,170,426.36	5,320,619.85	0.00	0.00	8,491,046.21	2,304,855.36	2,136,788.30	0.00	0.00	4,441,643.66	282,938,863.16	110,125.00	3,939,277.55
Auxiliary Services	2000001000010000	291,257,521.37	172,388.00	291,429,909.37	3,170,426.36	5,320,619.85	0.00	0.00	8,491,046.21	2,304,855.36	2,136,788.30	0.00	0.00	4,441,643.66	282,938,863.16	110,125.00	3,939,277.55
PS		513,250.00	234,088.92	747,338.92	72,406.62	161,682.30	0.00	0.00	234,088.92	72,406.62	161,682.30	0.00	0.00	234,088.92	513,250.00	0.00	0.00
MOOE		217,935,113.62	(13,010.92)	217,922,102.70	2,831,519.74	3,810,028.55	0.00	0.00	6,641,548.29	2,232,448.74	1,975,106.00	0.00	0.00	4,207,554.74	211,280,554.41	110,125.00	2,323,868.55
CO		72,809,157.75	(48,690.00)	72,760,467.75	266,500.00	1,348,909.00	0.00	0.00	1,615,409.00	0.00	0.00	0.00	0.00	0.00	71,145,058.75	0.00	1,615,409.00
Sub-Total, Support to Operations		291,257,521.37	172,388.00	291,429,909.37	3,170,426.36	5,320,619.85	0.00	0.00	8,491,046.21	2,304,855.36	2,136,788.30	0.00	0.00	4,441,643.66	282,938,863.16	110,125.00	3,939,277.55
PS		513,250.00	234,088.92	747,338.92	72,406.62	161,682.30	0.00	0.00	234,088.92	72,406.62	161,682.30	0.00	0.00	234,088.92	513,250.00	0.00	0.00
MOOE		217,935,113.62	(13,010.92)	217,922,102.70	2,831,519.74	3,810,028.55	0.00	0.00	6,641,548.29	2,232,448.74	1,975,106.00	0.00	0.00	4,207,554.74	211,280,554.41	110,125.00	2,323,868.55
FinEx (if Applicable)		0.00	0.00	0.00	0.00	0.00	0.00	0.00	0.00	0.00	0.00	0.00	0.00	0.00	0.00	0.00	0.00
CO		72,809,157.75	(48,690.00)	72,760,467.75	266,500.00	1,348,909.00	0.00	0.00	1,615,409.00	0.00	0.00	0.00	0.00	0.00	71,145,058.75	0.00	1,615,409.00
Operations	300000000000000000	682,753,323.56	(427,850.08)	682,325,473.48	4,302,293.57	9,749,935.66	0.00	0.00	14,052,229.23	1,684,678.82	4,099,812.66	0.00	0.00	5,784,491.48	668,273,444.25	459,829.25	7,807,908.50
OO : Relevant and quality tertiary education ensured to achieve inclusive growth and access of poor but deserving students to quality tertiary education increased	310000000000000000	577,403,346.18	(427,850.08)	576,975,496.10	4,181,200.91	8,726,150.66	0.00	0.00	12,907,351.57	1,591,971.16	3,196,078.66	0.00	0.00	4,788,049.82	564,068,344.53	392,489.25	7,726,812.50
HIGHER EDUCATION PROGRAM	310100000000000000	577,403,346.18	(427,850.08)	576,975,496.10	4,181,200.91	8,726,150.66	0.00	0.00	12,907,351.57	1,591,971.16	3,196,078.66	0.00	0.00	4,788,049.82	564,068,344.53	392,489.25	7,726,812.50
Provision of Higher Education Services	3101001000020000	577,403,346.18	(427,850.08)	576,975,496.10	4,181,200.91	8,726,150.66	0.00	0.00	12,907,351.57	1,591,971.16	3,196,078.66	0.00	0.00	4,788,049.82	564,068,344.53	392,489.25	7,726,812.50
PS		62,869,174.25	0.00	62,869,174.25	701,294.82	779,177.32	0.00	0.00	1,480,472.14	779,177.32	779,177.32	0.00	0.00	1,480,472.14	61,388,702.11	0.00	0.00
MOOE		175,978,185.17	(357,850.08)	175,620,335.09	2,235,414.09	3,169,847.34	0.00	0.00	5,405,261.43	740,676.34	1,920,761.34	0.00	0.00	2,661,437.68	170,215,273.66	27,570.25	2,716,253.50
CO		338,555,986.76	(70,000.00)	338,485,986.76	1,244,492.00	4,777,126.00	0.00	0.00	6,021,618.00	150,000.00	496,140.00	0.00	0.00	646,140.00	332,464,368.76	364,919.00	5,010,559.00
OO : Higher education research improved to promote economic productivity and innovation	320000000000000000	73,577,304.91	0.00	73,577,304.91	100,207.66	936,955.00	0.00	0.00	1,037,162.66	92,707.66	881,739.00	0.00	0.00	974,446.66	72,540,142.25	21,600.00	41,116.00
ADVANCED EDUCATION PROGRAM	320100000000000000	73,577,304.91	0.00	73,577,304.91	100,207.66	936,955.00	0.00	0.00	1,037,162.66	92,707.66	881,739.00	0.00	0.00	974,446.66	72,540,142.25	21,600.00	41,116.00
Provision of Advanced Education Services	3201001000010000	73,577,304.91	0.00	73,577,304.91	100,207.66	936,955.00	0.00	0.00	1,037,162.66	92,707.66	881,739.00	0.00	0.00	974,446.66	72,540,142.25	21,600.00	41,116.00
PS		5,498,204.00	0.00	5,498,204.00	0.00	796,200.00	0.00	0.00	796,200.00	0.00	774,600.00	0.00	0.00	774,600.00	4,828,404.00	21,600.00	0.00
MOOE		76,400.00	0.00	76,400.00	0.00	0.00	0.00	0.00	0.00	0.00	0.00	0.00	0.00	0.00	76,400.00	0.00	0.00
CO		50,000.00	0.00	50,000.00	0.00	0.00	0.00	0.00	0.00	0.00	0.00	0.00	0.00	0.00	50,000.00	0.00	0.00
RESEARCH PROGRAM	320200000000000000	67,952,700.91	0.00	67,952,700.91	100,207.66	140,755.00	0.00	0.00	240,962.66	92,707.66	107,139.00	0.00	0.00	199,846.66	67,711,738.25	0.00	41,116.00
Conduct of Research Services	3202001000010000	67,952,700.91	0.00	67,952,700.91	100,207.66	140,755.00	0.00	0.00	240,962.66	92,707.66	107,139.00	0.00	0.00	199,846.66	67,711,738.25	0.00	41,116.00
PS		300,000.00	0.00	300,000.00	0.00	0.00	0.00	0.00	0.00	0.00	0.00	0.00	0.00	300,000.00	0.00	0.00	0.00
MOOE		56,631,028.27	0.00	56,631,028.27	100,207.66	140,755.00	0.00	0.00	240,962.66	92,707.66	107,139.00	0.00	0.00	199,846.66	56,390,065.61	0.00	41,116.00
CO		11,021,672.64	0.00	11,021,672.64	0.00	0.00	0.00	0.00	0.00	0.00	0.00	0.00	0.00	11,021,672.64	0.00	0.00	0.00
OO : Community engagement increased	330000000000000000	31,772,672.47	0.00	31,772,672.47	20,885.00	86,830.00	0.00	0.00	107,715.00	0.00	21,995.00	0.00	0.00	21,995.00	31,664,957.47	45,740.00	39,980.00
TECHNICAL ADVISORY EXTENSION PROGRAM	330100000000000000	31,772,672.47	0.00	31,772,672.47	20,885.00	86,830.00	0.00	0.00	107,715.00	0.00	21,995.00	0.00	0.00	21,995.00	31,664,957.47	45,740.00	39,980.00
Provision of Extension Services	3301001000010000	31,772,672.47	0.00	31,772,672.47	20,885.00	86,830.00	0.00	0.00	107,715.00	0.00	21,995.00	0.00	0.00	21,995.00	31,664,957.47	45,740.00	39,980.00
PS		2,157,000.00	0.00	2,157,000.00	0.00	0.00	0.00	0.00	0.00	0.00	0.00	0.00	0.00	0.00	2,157,000.00	0.00	0.00
MOOE		28,175,260.47	0.00	28,175,260.47	20,885.00	86,830.00	0.00	0.00	107,715.00	0.00	21,995.00	0.00	0.00	21,995.00	28,067,545.47	45,740.00	39,980.00
CO		1,440,412.00	0.00	1,440,412.00	0.00	0.00	0.00	0.00	0.00	0.00	0.00	0.00	0.00	0.00	1,440,412.00	0.00	0.00


**STATEMENT OF APPROVED BUDGET, UTILIZATIONS, DISBURSEMENTS AND BALANCES**  
**(For Off-Budgetary Funds)**  
**As at the Quarter Ending June 30, 2021**

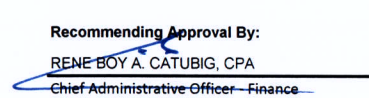
Department : State Universities and Colleges (SUCs)  
 Agency/Entity : Negros Oriental State University  
 Operating Unit : < not applicable >  
 Organization Code (UACS) : 08 072 0000000  
 Fund Cluster : 05 Internally Generated Funds  
 (e.g. UACS Fund Cluster: 05-Internally Generated Funds and 06-Business Related Funds)


Particulars	UACS CODE	Approved Budget			Utilizations					Disbursements					Balances		
		Approved Budgeted Revenue	Adjustments (Reductions, Modifications/	Adjusted Budgeted Revenue	1st Quarter Ending March 31	2nd Quarter Ending June 30	3rd Quarter Ending Sept. 30	4th Quarter Ending Dec. 31	Total	1st Quarter Ending March 31	2nd Quarter Ending June 30	3rd Quarter Ending Sept. 30	4th Quarter Ending Dec. 31	TOTAL	Unutilized Budget	Unpaid Obligations	
																5=[(3+(-)4)]	6
Sub-Total, Operations		682,753,323.56	(427,650.08)	682,325,673.48	4,302,293.57	9,749,935.66	0.00	0.00	14,052,229.23	1,684,678.82	4,099,812.66	0.00	0.00	5,784,491.48	668,273,444.25	459,829.25	7,807,908.50
PS		70,824,378.25	0.00	70,824,378.25	701,294.82	1,575,377.32	0.00	0.00	2,276,672.14	701,294.82	1,553,377.32	0.00	0.00	2,255,072.14	68,547,706.11	21,600.00	0.00
MOOE		260,860,873.91	(357,650.08)	260,503,223.83	2,356,506.75	3,397,432.34	0.00	0.00	5,753,939.09	833,384.00	2,049,895.34	0.00	0.00	2,883,279.34	254,749,284.74	73,310.25	2,797,349.50
FinEx (if Applicable)		0.00	0.00	0.00	0.00	0.00	0.00	0.00	0.00	0.00	0.00	0.00	0.00	0.00	0.00	0.00	0.00
CO		351,068,071.40	(70,000.00)	350,998,071.40	1,244,492.00	4,777,126.00	0.00	0.00	6,021,618.00	150,000.00	496,140.00	0.00	0.00	646,140.00	344,976,453.40	364,919.00	5,010,559.00
GRAND TOTAL		1,287,304,015.98	0.00	1,287,304,015.98	15,158,801.61	27,333,096.60	0.00	0.00	42,491,898.21	8,737,374.54	11,356,938.51	0.00	0.00	20,094,313.05	1,244,812,117.77	1,238,154.25	21,159,430.91
PS		81,499,030.07	366,626.57	81,865,656.64	973,766.47	2,082,282.53	0.00	0.00	3,056,049.00	973,766.47	2,060,682.53	0.00	0.00	3,034,449.00	78,809,607.64	21,600.00	0.00
MOOE		628,123,732.39	(1,649,260.65)	626,474,471.74	11,154,893.14	12,793,596.57	0.00	0.00	23,948,489.71	7,613,608.07	8,145,365.98	0.00	0.00	15,758,974.05	602,525,982.03	362,935.25	7,826,580.41
FinEx (if Applicable)		0.00	0.00	0.00	0.00	0.00	0.00	0.00	0.00	0.00	0.00	0.00	0.00	0.00	0.00	0.00	0.00
CO		577,681,253.52	1,282,634.08	578,963,887.60	3,030,142.00	12,457,217.50	0.00	0.00	15,487,359.50	150,000.00	1,150,890.00	0.00	0.00	1,300,890.00	563,476,528.10	853,619.00	13,332,850.50

This report was generated using the Unified Reporting System on 28/07/2021 06:06 version.FAR2.1.1 ; Status : SUBMITTED

**Certified Correct:**  
MARIA JOHANIE T. LIMATOC, CPA  
 University Budget  
 Date:

**Certified Correct:**  
  
MAURICE ANAVER B. BORDADO, CPA  
 University Chief Accountant  
 Date:

**Recommending Approval By:**  
  
RENE BOY A. CATUBIG, CPA  
 Chief Administrative Officer - Finance  
 Date:

**Approved By:**  
  
JOEL P. LIMSON, PH.D.  
 University President  
 Date: