


MONTHLY REPORT OF DISBURSEMENTS
For the month of October 2021


Department: State Universities and Colleges (SUCs)
 Agency/Entity: Negros Oriental State University
 Operating Unit: < not applicable >
 Organization Code (UACS): 08 072 0000000
 Fund Cluster: 01 Regular Agency Fund

Particulars	Current Year Budget					Prior Year's Budget											SUB-TOTAL	Trust Liabilities				Grand Total					Remarks	
	PS	MOOE	FinEx	CO	TOTAL	Prior Year's Accounts Payable					Current Year's Accounts Payable							TOTAL	PS	MOOE	CO	TOTAL	PS	MOOE	FinEx	CO		TOTAL
						PS	MOOE	FinEx	CO	SUB-TOTAL	PS	MOOE	FinEx	CO	SUB-TOTAL	PS												
1	2	3	4	5	6=(2+3+4+5)	7	8	9	10	11=(7+8+9)	12	13	14	15	16=(12+13+14)	17=(11+16)	18=(6+17)	19	20	21	22=(19+20+21)	23	24	25	26	27=(23+24+25+26)	28	
CASH DISBURSEMENTS	18,172,979.01	3,775,377.40	0.00	9,364,161.90	31,312,518.31	0.00	0.00	0.00	0.00	0.00	0.00	0.00	0.00	0.00	0.00	0.00	31,312,518.31	0.00	0.00	0.00	0.00	18,172,979.01	3,775,377.40	0.00	9,364,161.90	31,312,518.31		
Notice of Cash Allocation (NCA)	18,172,979.01	3,775,377.40	0.00	9,364,161.90	31,312,518.31	0.00	0.00	0.00	0.00	0.00	0.00	0.00	0.00	0.00	0.00	0.00	31,312,518.31	0.00	0.00	0.00	0.00	18,172,979.01	3,775,377.40	0.00	9,364,161.90	31,312,518.31		
MDS Checks Issued	18,172,979.01	3,775,377.40	0.00	9,364,161.90	31,312,518.31	0.00	0.00	0.00	0.00	0.00	0.00	0.00	0.00	0.00	0.00	0.00	31,312,518.31	0.00	0.00	0.00	0.00	18,172,979.01	3,775,377.40	0.00	9,364,161.90	31,312,518.31		
Advice to Debit Account	0.00	0.00	0.00	0.00	0.00	0.00	0.00	0.00	0.00	0.00	0.00	0.00	0.00	0.00	0.00	0.00	0.00	0.00	0.00	0.00	0.00	0.00	0.00	0.00	0.00	0.00	0.00	0.00
Notice of Transfer Allocations (NTA)	0.00	0.00	0.00	0.00	0.00	0.00	0.00	0.00	0.00	0.00	0.00	0.00	0.00	0.00	0.00	0.00	0.00	0.00	0.00	0.00	0.00	0.00	0.00	0.00	0.00	0.00	0.00	0.00
MDS Checks Issued	0.00	0.00	0.00	0.00	0.00	0.00	0.00	0.00	0.00	0.00	0.00	0.00	0.00	0.00	0.00	0.00	0.00	0.00	0.00	0.00	0.00	0.00	0.00	0.00	0.00	0.00	0.00	0.00
Advice to Debit Account	0.00	0.00	0.00	0.00	0.00	0.00	0.00	0.00	0.00	0.00	0.00	0.00	0.00	0.00	0.00	0.00	0.00	0.00	0.00	0.00	0.00	0.00	0.00	0.00	0.00	0.00	0.00	0.00
Working Fund for FAPs	0.00	0.00	0.00	0.00	0.00	0.00	0.00	0.00	0.00	0.00	0.00	0.00	0.00	0.00	0.00	0.00	0.00	0.00	0.00	0.00	0.00	0.00	0.00	0.00	0.00	0.00	0.00	0.00
Cash Disbursement Ceiling (CDC)	0.00	0.00	0.00	0.00	0.00	0.00	0.00	0.00	0.00	0.00	0.00	0.00	0.00	0.00	0.00	0.00	0.00	0.00	0.00	0.00	0.00	0.00	0.00	0.00	0.00	0.00	0.00	0.00
TOTAL CASH DISBURSEMENTS	18,172,979.01	3,775,377.40	0.00	9,364,161.90	31,312,518.31	0.00	0.00	0.00	0.00	0.00	0.00	0.00	0.00	0.00	0.00	0.00	31,312,518.31	0.00	0.00	0.00	0.00	18,172,979.01	3,775,377.40	0.00	9,364,161.90	31,312,518.31		
NON-CASH DISBURSEMENTS	1,519,380.85	178,229.76	0.00	173,892.55	1,871,503.16	0.00	0.00	0.00	0.00	0.00	0.00	0.00	0.00	0.00	0.00	0.00	1,871,503.16	0.00	0.00	0.00	0.00	1,519,380.85	178,229.76	0.00	173,892.55	1,871,503.16		
Tax Remittance Advices Issued (TRA)	1,519,380.85	178,229.76	0.00	173,892.55	1,871,503.16	0.00	0.00	0.00	0.00	0.00	0.00	0.00	0.00	0.00	0.00	0.00	1,871,503.16	0.00	0.00	0.00	0.00	1,519,380.85	178,229.76	0.00	173,892.55	1,871,503.16		
Non-Cash Availment Authority (NCAA)	0.00	0.00	0.00	0.00	0.00	0.00	0.00	0.00	0.00	0.00	0.00	0.00	0.00	0.00	0.00	0.00	0.00	0.00	0.00	0.00	0.00	0.00	0.00	0.00	0.00	0.00	0.00	0.00
Disbursements effected through outright deductions from claims (please specify...)	0.00	0.00	0.00	0.00	0.00	0.00	0.00	0.00	0.00	0.00	0.00	0.00	0.00	0.00	0.00	0.00	0.00	0.00	0.00	0.00	0.00	0.00	0.00	0.00	0.00	0.00	0.00	0.00
Overpayment of expenses (e.g. personnel benefits)	0.00	0.00	0.00	0.00	0.00	0.00	0.00	0.00	0.00	0.00	0.00	0.00	0.00	0.00	0.00	0.00	0.00	0.00	0.00	0.00	0.00	0.00	0.00	0.00	0.00	0.00	0.00	0.00
Restoration for loss or government property	0.00	0.00	0.00	0.00	0.00	0.00	0.00	0.00	0.00	0.00	0.00	0.00	0.00	0.00	0.00	0.00	0.00	0.00	0.00	0.00	0.00	0.00	0.00	0.00	0.00	0.00	0.00	0.00
Liquidated damages and similar claims	0.00	0.00	0.00	0.00	0.00	0.00	0.00	0.00	0.00	0.00	0.00	0.00	0.00	0.00	0.00	0.00	0.00	0.00	0.00	0.00	0.00	0.00	0.00	0.00	0.00	0.00	0.00	0.00
Others (TFR, BIR Documentary Stamp Tax, etc.)	0.00	0.00	0.00	0.00	0.00	0.00	0.00	0.00	0.00	0.00	0.00	0.00	0.00	0.00	0.00	0.00	0.00	0.00	0.00	0.00	0.00	0.00	0.00	0.00	0.00	0.00	0.00	0.00
TOTAL NON-CASH DISBURSEMENTS	1,519,380.85	178,229.76	0.00	173,892.55	1,871,503.16	0.00	0.00	0.00	0.00	0.00	0.00	0.00	0.00	0.00	0.00	0.00	1,871,503.16	0.00	0.00	0.00	0.00	1,519,380.85	178,229.76	0.00	173,892.55	1,871,503.16		
GRAND TOTAL	19,692,359.86	3,953,607.16	0.00	9,538,054.45	33,184,021.47	0.00	0.00	0.00	0.00	0.00	0.00	0.00	0.00	0.00	0.00	0.00	33,184,021.47	0.00	0.00	0.00	0.00	19,692,359.86	3,953,607.16	0.00	9,538,054.45	33,184,021.47		

Particulars (1)	Previous Report (2)	This Month (3)	As at Date (4)
	Total Disbursement Authorities Received	544,225,045.80	61,637,503.16
NCA	528,001,000.00	59,786,000.00	587,787,000.00
NTA	-	0.00	-
Working Fund	0.00	0.00	-
TRA	16,224,045.80	1,871,503.16	18,095,548.96
CDC	0.00	0.00	-
NCAA	0.00	0.00	-
Less: Notice of Transfer of Allocations (NTA)* issued	0.00	0.00	-
Total Disbursement Authorities Available	544,225,045.80	61,637,503.16	605,862,548.96
Less:	0.00	0.00	-
Lapsed NCA	143,737,939.39	7,549,396.25	151,287,337.64
Disbursements	392,937,708.16	33,184,021.47	426,121,729.63
Less: Other Non-Cash Disbursements	0.00	0.00	-
Disbursements effected through outright deductions from claims	0.00	0.00	-
Add/Less: Adjustments (e.g. cancelled/staled checks)	0.00	0.00	-
Balance of Disbursement Authorities as at date	7,549,396.25	20,904,063.44	28,453,461.69
Total Disbursements Program	544,225,045.80	61,637,503.16	605,862,548.96
Less: *Actual Disbursements	392,937,708.16	33,184,021.47	426,121,729.63
(Over)/Under spending	151,287,337.64	28,453,461.69	179,740,819.33

Notes: * The use of NTA is discouraged
 Notes: ** Amounts should tally with the grand total disbursement (column 27).

Certified Correct:

 MAURICE ANAVER B. DORDADO, CPA
 CHIEF ACCOUNTANT
 Date: 1/28/2022

Recommending Approval:

 RENE BOY A. CATUBIG, CPA
 CAO-FINANCE
 Date: 1/28/2022

Approved By:

 JOEL P. LIMSON, Ph. D.
 UNIVERSITY PRESIDENT
 Date: 1/28/2022

MONTHLY REPORT OF DISBURSEMENTS
For the month of November 2021

Department: State Universities and Colleges (SUCs)
Agency/Entity: Negros Oriental State University
Operating Unit: < not applicable >
Organization Code (UACS): 08 072 000000
Fund Cluster: 01 Regular Agency Fund

Main table with columns for Particulars, Current Year Budget (FS, MOOE, FinEx, CO, TOTAL), Prior Year's Budget (Prior Year's Accounts Payable, Current Year's Accounts Payable), SUB-TOTAL, Trust Liabilities (PS, MOOE, CO, TOTAL), Grand Total (PS, MOOE, FinEx, CO, TOTAL), and Remarks.

SUMMARY

Summary table with columns: Particulars, Previous Report, This Month, As at Date. Rows include Total Disbursement Authorities Received, NCA, NTA, Working Fund, TRA, CDC, NCAA, and Balance of Disbursement Authorities as at date.

Notes: * The use of NTA is discouraged
Notes: ** Amounts should tally with the grand total disbursement (column 27).

Certified Correct:

MAURICE ANAVER B. DORDADO, CPA
University Chief Accountant

Date: 1/28/2022

Recommending Approval:

RENE BOY A. CATUBIG, CPA
Chief Administrative Officer-Finance

Date: 1/28/2022

Approved By:

JOEL P. LIMSON, PH.D.
University President

Date: 1/28/2022


MONTHLY REPORT OF DISBURSEMENTS
For the month of December 2021


Department: State Universities and Colleges (SUCs)
 Agency/Entity: Negros Oriental State University
 Operating Unit: < not applicable >
 Organization Code (UACS): 08 072 000000
 Fund Cluster: 01 Regular Agency Fund

Particulars	Current Year Budget					Prior Year's Budget											SUB-TOTAL	Trust Liabilities				Grand Total					Remarks		
	PS	MOOE	FinEx	CO	TOTAL	Prior Year's Accounts Payable					Current Year's Accounts Payable							TOTAL	PS	MOOE	CO	TOTAL	PS	MOOE	FinEx	CO		TOTAL	
						PS	MOOE	FinEx	CO	SUB-TOTAL	PS	MOOE	FinEx	CO	SUB-TOTAL	PS													MOOE
1	2	3	4	5	6=(2+3+4+5)	7	8	9	10	11=(7+8+9+10)	12	13	14	15	16=(12+13+14)	17=(15+16)	18=(6+17)	19	20	21	22=(19+20+21)	23	24	25	26	27=(23+24+25+26)	28		
CASH DISBURSEMENTS	64,370,042.74	6,375,891.19	0.00	9,529,009.05	80,274,942.98	0.00	0.00	0.00	0.00	0.00	0.00	0.00	0.00	0.00	0.00	0.00	80,274,942.98	0.00	0.00	0.00	0.00	64,370,042.74	6,375,891.19	0.00	9,529,009.05	80,274,942.98			
Notice of Cash Allocation (NCA)	64,370,042.74	6,375,891.19	0.00	9,529,009.05	80,274,942.98	0.00	0.00	0.00	0.00	0.00	0.00	0.00	0.00	0.00	0.00	0.00	80,274,942.98	0.00	0.00	0.00	0.00	64,370,042.74	6,375,891.19	0.00	9,529,009.05	80,274,942.98			
MDS Checks Issued	64,370,042.74	6,375,891.19	0.00	9,529,009.05	80,274,942.98	0.00	0.00	0.00	0.00	0.00	0.00	0.00	0.00	0.00	0.00	0.00	80,274,942.98	0.00	0.00	0.00	0.00	64,370,042.74	6,375,891.19	0.00	9,529,009.05	80,274,942.98			
Advice to Debit Account	0.00	0.00	0.00	0.00	0.00	0.00	0.00	0.00	0.00	0.00	0.00	0.00	0.00	0.00	0.00	0.00	0.00	0.00	0.00	0.00	0.00	0.00	0.00	0.00	0.00	0.00	0.00		
Notice of Transfer Allocations (NTA)	0.00	0.00	0.00	0.00	0.00	0.00	0.00	0.00	0.00	0.00	0.00	0.00	0.00	0.00	0.00	0.00	0.00	0.00	0.00	0.00	0.00	0.00	0.00	0.00	0.00	0.00	0.00	0.00	
MDS Checks Issued	0.00	0.00	0.00	0.00	0.00	0.00	0.00	0.00	0.00	0.00	0.00	0.00	0.00	0.00	0.00	0.00	0.00	0.00	0.00	0.00	0.00	0.00	0.00	0.00	0.00	0.00	0.00	0.00	
Advice to Debit Account	0.00	0.00	0.00	0.00	0.00	0.00	0.00	0.00	0.00	0.00	0.00	0.00	0.00	0.00	0.00	0.00	0.00	0.00	0.00	0.00	0.00	0.00	0.00	0.00	0.00	0.00	0.00	0.00	
Working Fund for FAPs	0.00	0.00	0.00	0.00	0.00	0.00	0.00	0.00	0.00	0.00	0.00	0.00	0.00	0.00	0.00	0.00	0.00	0.00	0.00	0.00	0.00	0.00	0.00	0.00	0.00	0.00	0.00	0.00	
Cash Disbursement Ceiling (CDC)	0.00	0.00	0.00	0.00	0.00	0.00	0.00	0.00	0.00	0.00	0.00	0.00	0.00	0.00	0.00	0.00	0.00	0.00	0.00	0.00	0.00	0.00	0.00	0.00	0.00	0.00	0.00	0.00	
TOTAL CASH DISBURSEMENTS	64,370,042.74	6,375,891.19	0.00	9,529,009.05	80,274,942.98	0.00	0.00	0.00	0.00	0.00	0.00	0.00	0.00	0.00	0.00	0.00	80,274,942.98	0.00	0.00	0.00	0.00	64,370,042.74	6,375,891.19	0.00	9,529,009.05	80,274,942.98			
NON-CASH DISBURSEMENTS	1,549,257.58	81,570.56	0.00	763,789.29	2,394,617.43	0.00	0.00	0.00	0.00	0.00	0.00	0.00	0.00	0.00	0.00	0.00	2,394,617.43	0.00	0.00	0.00	0.00	1,549,257.58	81,570.56	0.00	763,789.29	2,394,617.43			
Tax Remittance Advices Issued (TRA)	1,549,257.58	81,570.56	0.00	763,789.29	2,394,617.43	0.00	0.00	0.00	0.00	0.00	0.00	0.00	0.00	0.00	0.00	0.00	2,394,617.43	0.00	0.00	0.00	0.00	1,549,257.58	81,570.56	0.00	763,789.29	2,394,617.43			
Non-Cash Availment Authority (NCAA)	0.00	0.00	0.00	0.00	0.00	0.00	0.00	0.00	0.00	0.00	0.00	0.00	0.00	0.00	0.00	0.00	0.00	0.00	0.00	0.00	0.00	0.00	0.00	0.00	0.00	0.00	0.00	0.00	
Disbursements effected through outright deductions from claims (please specify...)	0.00	0.00	0.00	0.00	0.00	0.00	0.00	0.00	0.00	0.00	0.00	0.00	0.00	0.00	0.00	0.00	0.00	0.00	0.00	0.00	0.00	0.00	0.00	0.00	0.00	0.00	0.00	0.00	
Overpayment of expenses(e.g. personnel benefits)	0.00	0.00	0.00	0.00	0.00	0.00	0.00	0.00	0.00	0.00	0.00	0.00	0.00	0.00	0.00	0.00	0.00	0.00	0.00	0.00	0.00	0.00	0.00	0.00	0.00	0.00	0.00	0.00	
Restitution for loss or government property	0.00	0.00	0.00	0.00	0.00	0.00	0.00	0.00	0.00	0.00	0.00	0.00	0.00	0.00	0.00	0.00	0.00	0.00	0.00	0.00	0.00	0.00	0.00	0.00	0.00	0.00	0.00	0.00	
Liquidated damages and similar claims	0.00	0.00	0.00	0.00	0.00	0.00	0.00	0.00	0.00	0.00	0.00	0.00	0.00	0.00	0.00	0.00	0.00	0.00	0.00	0.00	0.00	0.00	0.00	0.00	0.00	0.00	0.00	0.00	
Others (e.g. TEF, BTr, Docs Stamp, etc.)	0.00	0.00	0.00	0.00	0.00	0.00	0.00	0.00	0.00	0.00	0.00	0.00	0.00	0.00	0.00	0.00	0.00	0.00	0.00	0.00	0.00	0.00	0.00	0.00	0.00	0.00	0.00	0.00	
TOTAL NON-CASH DISBURSEMENTS	1,549,257.58	81,570.56	0.00	763,789.29	2,394,617.43	0.00	0.00	0.00	0.00	0.00	0.00	0.00	0.00	0.00	0.00	0.00	2,394,617.43	0.00	0.00	0.00	0.00	1,549,257.58	81,570.56	0.00	763,789.29	2,394,617.43			
GRAND TOTAL	65,919,300.32	6,457,461.75	0.00	10,292,798.34	82,669,560.41	0.00	0.00	0.00	0.00	0.00	0.00	0.00	0.00	0.00	0.00	0.00	82,669,560.41	0.00	0.00	0.00	0.00	65,919,300.32	6,457,461.75	0.00	10,292,798.34	82,669,560.41			

Particulars (1)	Previous Report (2)	This Month (3)	As at Date (4)
Total Disbursement Authorities Received	685,350,807.70	63,435,617.43	748,786,425.13
NCA	685,033,000.00	61,041,000.00	726,074,000.00
NTA	-	0.00	-
Working Fund	0.00	0.00	-
TRA	20,317,807.70	2,394,617.43	22,712,425.13
CDC	0.00	0.00	-
NCAA	0.00	0.00	-
Less: Notice of Transfer of Allocations (NTA)* issued	0.00	0.00	-
Total Disbursement Authorities Available	685,350,807.70	63,435,617.43	748,786,425.13
Less:	0.00	0.00	-
Lapsed NCA Disbursements	151,287,337.64	-	151,287,337.64
Less: Other Non-Cash Disbursements	0.00	0.00	-
Disbursements effected through outright deductions from claims	0.00	0.00	-
Overpayment of expenses(e.g. personnel benefits)	0.00	0.00	-
Restitution for loss of government property	0.00	0.00	-
Liquidated damages and similar claims	0.00	0.00	-
Others (e.g. TEF, BTr, Docs Stamp, etc.)	0.00	0.00	-
Add/Less: Adjustments (e.g. cancelled/staled checks)	0.00	0.00	-
Balance of Disbursement Authorities as at date	43,061,562.49	(19,233,942.98)	23,827,619.51
Total Disbursements Program	685,350,807.70	63,435,617.43	748,786,425.13
Less: *Actual Disbursements	490,971,887.57	82,669,560.41	573,641,447.98
(Over)/Under spending	194,378,920.13	(19,233,942.98)	175,144,977.15

Notes: * The use of NTA is discouraged
 Notes: ** Amounts should tally with the grand total disbursement (column 27).

Certified Correct:

 MAURICE ANAVER B. DORDADO, CPA
 University Chief Accountant
 Date: 1/28/2022

Recommending Approval:

 RENE BOY A. CATUBIG, CPA
 Chief Administrative Officer-Finance
 Date: 1/28/2022

Approved By:

 JOEL P. LIMSON, PH.D.
 University President
 Date: 1/28/2022