

SUMMARY OF APPROVED BUDGET, UTILIZATIONS, DISBURSEMENTS AND BALANCES BY OBJECT OF EXPENDITURES
(For Off-Budgetary Funds)

As at the Quarter Ending December 31, 2021

Department : State Universities and Colleges (SUCs)
 Agency/Entity : Negros Oriental State University
 Operating Unit : < not applicable >
 Organization Code (UACS) : 08 072 0000000
 Fund Cluster : 05 Internally Generated Funds
 (e.g. UACS Fund Cluster: 05-Internally Generated Funds and 06-Business Related Funds)

Particulars	UACS CODE	Approved Budget			Utilizations					Total	Disbursements				TOTAL	Balances	
		Approved Budgeted Revenue	Adjustments (Reductions, Modifications)	Adjusted Budgeted Revenue	1st Quarter Ending March 31	2nd Quarter Ending June 30	3rd Quarter Ending Sept. 30	4th Quarter Ending Dec. 31	1st Quarter Ending March 31		2nd Quarter Ending June 30	3rd Quarter Ending Sept. 30	4th Quarter Ending Dec. 31	Unutilized Budget		Unpaid Obligations	
																Due and Demandable	Not Yet Due and Demandable
1	2	3	4	5=(3+(-4))	6	7	8	9	10=(6+7+8+9)	11	12	13	14	15=(11+12+13+14)	16=(5-10)	17	18
SUMMARY																	
A. AGENCY SPECIFIC BUDGET																	
Personnel Services		81,499,030.07	(1,857,155.41)	79,641,874.66	973,766.47	2,082,282.53	4,619,010.75	26,481,710.44	34,162,770.19	973,766.47	2,060,682.53	4,481,837.41	24,282,451.20	31,798,737.61	45,479,104.47	1,144,079.13	1,219,963.45
Salaries and Wages	5010100000	2,895,213.56	(908,162.66)	1,987,050.90	343,528.12	1,987,050.90	455,000.55	481,415.10	1,723,056.45	343,528.12	444,112.68	455,000.55	455,322.11	1,697,963.86	263,994.45	0.00	25,092.59
Salaries and Wages - Regular	5010101000	2,895,213.56	(1,489,613.56)	1,405,600.00	287,325.00	1,200,733.00	395,374.50	305,316.00	1,218,748.50	287,325.00	320,733.00	305,374.50	305,316.00	1,218,748.50	186,851.50	0.00	0.00
Basic Salary - Civilian	5010101001	2,895,213.56	(1,489,613.56)	1,405,600.00	287,325.00	1,200,733.00	395,374.50	305,316.00	1,218,748.50	287,325.00	320,733.00	305,374.50	305,316.00	1,218,748.50	186,851.50	0.00	0.00
Salaries and Wages - Casual/Contractual	5010102000	0.00	581,450.90	581,450.90	56,203.12	123,379.68	149,626.05	175,099.10	504,307.95	56,203.12	123,379.68	149,626.05	150,006.51	479,215.36	77,142.95	0.00	25,092.59
Salaries and Wages - Casual/Contractual	5010102000	0.00	581,450.90	581,450.90	56,203.12	123,379.68	149,626.05	175,099.10	504,307.95	56,203.12	123,379.68	149,626.05	150,006.51	479,215.36	77,142.95	0.00	25,092.59
Other Compensation	5010200000	77,114,654.85	(12,168.74)	77,102,486.11	455,944.67	1,891,921.41	4,119,966.24	25,897,297.86	32,060,430.18	455,944.67	1,570,321.41	3,982,792.90	23,712,431.21	29,721,490.19	45,042,055.93	1,144,079.13	1,194,860.86
Personal Economic Relief Allowance (PERA)	5010201000	259,454.55	(139,454.55)	120,000.00	28,000.00	32,000.00	10,000.00	30,000.00	120,000.00	28,000.00	32,000.00	6,000.00	54,000.00	120,000.00	0.00	0.00	0.00
PERA - Civilian	5010201001	259,454.55	(139,454.55)	120,000.00	28,000.00	32,000.00	10,000.00	30,000.00	120,000.00	28,000.00	32,000.00	6,000.00	54,000.00	120,000.00	0.00	0.00	0.00
Clothing/Uniform Allowance	5010204000	78,000.00	(42,000.00)	36,000.00	24,000.00	6,000.00	0.00	0.00	30,000.00	24,000.00	6,000.00	0.00	0.00	30,000.00	6,000.00	0.00	0.00
Clothing/Uniform Allowance - Civilian	5010204001	78,000.00	(42,000.00)	36,000.00	24,000.00	6,000.00	0.00	0.00	30,000.00	24,000.00	6,000.00	0.00	0.00	30,000.00	6,000.00	0.00	0.00
Subsistence Allowance (SA)	5010205000	307,750.00	0.00	307,750.00	0.00	0.00	0.00	0.00	0.00	0.00	0.00	0.00	0.00	0.00	307,750.00	0.00	0.00
Subsistence Allowance - Magna Carta for Public Health Workers under R.A. 7305	5010205003	307,750.00	0.00	307,750.00	0.00	0.00	0.00	0.00	0.00	0.00	0.00	0.00	0.00	0.00	307,750.00	0.00	0.00
Honoraria	5010210000	67,684,077.25	1,367,035.89	69,051,113.14	387,741.17	1,089,143.18	3,900,664.11	24,329,371.25	29,706,919.71	387,741.17	1,067,543.18	3,787,490.77	22,184,630.51	27,427,405.73	39,344,193.43	1,114,151.50	1,165,362.48
Honoraria - Civilian	5010210001	67,684,077.25	1,367,035.89	69,051,113.14	387,741.17	1,089,143.18	3,900,664.11	24,329,371.25	29,706,919.71	387,741.17	1,067,543.18	3,787,490.77	22,184,630.51	27,427,405.73	39,344,193.43	1,114,151.50	1,165,362.48
Overtime and Night Pay	5010213000	7,924,797.05	(685,857.08)	7,238,939.97	16,203.50	363,435.23	189,302.13	1,371,704.61	1,942,645.47	16,203.50	363,435.23	189,302.13	1,314,278.60	1,883,219.46	5,296,294.56	29,927.63	29,498.38
Overtime Pay	5010213001	7,924,797.05	(685,857.08)	7,238,939.97	16,203.50	363,435.23	189,302.13	1,371,704.61	1,942,645.47	16,203.50	363,435.23	189,302.13	1,314,278.60	1,883,219.46	5,296,294.56	29,927.63	29,498.38
Year End Bonus	5010214000	465,576.00	(248,136.00)	217,440.00	0.00	87,850.00	0.00	101,772.00	189,622.00	0.00	87,850.00	0.00	101,772.00	189,622.00	27,818.00	0.00	0.00
Bonus - Civilian	5010214001	465,576.00	(248,136.00)	217,440.00	0.00	87,850.00	0.00	101,772.00	189,622.00	0.00	87,850.00	0.00	101,772.00	189,622.00	27,818.00	0.00	0.00
Cash Gift	5010215000	70,000.00	(40,000.00)	30,000.00	0.00	0.00	0.00	25,000.00	25,000.00	0.00	0.00	0.00	25,000.00	25,000.00	5,000.00	0.00	0.00
Cash Gift - Civilian	5010215001	70,000.00	(40,000.00)	30,000.00	0.00	0.00	0.00	25,000.00	25,000.00	0.00	0.00	0.00	25,000.00	25,000.00	5,000.00	0.00	0.00
Other Bonuses and Allowances	5010299000	325,000.00	(223,757.00)	101,243.00	0.00	13,493.00	0.00	31,750.00	46,243.00	0.00	13,493.00	0.00	32,750.00	46,243.00	55,000.00	0.00	0.00
Per Diems - Civilian	5010299001	0.00	12,750.00	12,750.00	0.00	0.00	0.00	12,750.00	12,750.00	0.00	0.00	0.00	12,750.00	12,750.00	0.00	0.00	0.00
Productivity Enhancement Incentive - Civilian	5010299012	65,000.00	(40,000.00)	25,000.00	0.00	0.00	0.00	29,000.00	20,000.00	0.00	0.00	0.00	20,000.00	20,000.00	5,000.00	0.00	0.00
Performance Based Bonus - Civilian	5010299014	260,000.00	(210,000.00)	50,000.00	0.00	0.00	0.00	0.00	0.00	0.00	0.00	0.00	0.00	0.00	50,000.00	0.00	0.00
Mid-Year Bonus - Civilian	5010299036	0.00	13,493.00	13,493.00	0.00	13,493.00	0.00	0.00	13,493.00	0.00	13,493.00	0.00	0.00	13,493.00	0.00	0.00	0.00
Personnel Benefit Contributions	5010300000	455,447.34	(226,447.34)	229,000.00	41,756.03	46,248.44	4,043.96	41,379.03	176,427.46	41,756.03	46,248.44	44,043.96	44,379.03	176,427.46	52,572.54	0.00	0.00
Retirement and Life Insurance Premiums	5010301000	339,798.62	(182,798.62)	157,000.00	34,482.00	38,487.96	16,483.48	36,799.23	146,252.67	34,482.00	38,487.96	36,483.48	36,799.23	146,252.67	10,747.33	0.00	0.00
Retirement and Life Insurance Premiums	5010301000	339,798.62	(182,798.62)	157,000.00	34,482.00	38,487.96	16,483.48	36,799.23	146,252.67	34,482.00	38,487.96	36,483.48	36,799.23	146,252.67	10,747.33	0.00	0.00
Pag-IBIG Contributions	5010302000	35,600.00	(13,600.00)	22,000.00	1,400.00	1,600.00	1,500.00	1,500.00	6,000.00	1,400.00	1,600.00	1,500.00	1,500.00	6,000.00	16,000.00	0.00	0.00
Pag-IBIG - Civilian	5010302001	35,600.00	(13,600.00)	22,000.00	1,400.00	1,600.00	1,500.00	1,500.00	6,000.00	1,400.00	1,600.00	1,500.00	1,500.00	6,000.00	16,000.00	0.00	0.00
PhilHealth Contributions	5010303000	44,648.72	(16,648.72)	28,000.00	4,474.03	4,560.48	4,560.48	4,579.80	18,174.79	4,474.03	4,560.48	4,560.48	4,579.80	18,174.79	9,825.21	0.00	0.00
PhilHealth - Civilian	5010303001	44,648.72	(16,648.72)	28,000.00	4,474.03	4,560.48	4,560.48	4,579.80	18,174.79	4,474.03	4,560.48	4,560.48	4,579.80	18,174.79	9,825.21	0.00	0.00
Employees Compensation Insurance Premiums (ECP)	5010304000	35,400.00	(13,400.00)	22,000.00	1,400.00	1,600.00	1,500.00	1,500.00	6,000.00	1,400.00	1,600.00	1,500.00	1,500.00	6,000.00	16,000.00	0.00	0.00
ECIP - Civilian	5010304001	35,400.00	(13,400.00)	22,000.00	1,400.00	1,600.00	1,500.00	1,500.00	6,000.00	1,400.00	1,600.00	1,500.00	1,500.00	6,000.00	16,000.00	0.00	0.00
Other Personnel Benefits	5010400000	1,033,714.32	(710,376.67)	323,337.65	132,537.65	0.00	0.00	70,318.45	202,856.10	132,537.65	0.00	0.00	70,318.45	202,856.10	120,481.55	0.00	0.00
Terminal Leave Benefits	5010403000	0.00	132,537.65	132,537.65	132,537.65	0.00	0.00	0.00	132,537.65	0.00	0.00	0.00	0.00	132,537.65	0.00	0.00	0.00
Terminal Leave Benefits - Civilian	5010403001	0.00	132,537.65	132,537.65	132,537.65	0.00	0.00	0.00	132,537.65	0.00	0.00	0.00	0.00	132,537.65	0.00	0.00	0.00
Other Personnel Benefits	5010499000	1,033,714.32	(842,914.32)	190,800.00	0.00	0.00	0.00	70,318.45	76,318.45	0.00	0.00	0.00	70,318.45	70,318.45	120,481.55	0.00	0.00
Lump-sum for Compensation Adjustment	5010499006	245,000.00	(225,000.00)	20,000.00	0.00	0.00	0.00	0.00	0.00	0.00	0.00	0.00	0.00	0.00	20,000.00	0.00	0.00
Lump-sum for Step Increments - Length of Service	5010499010	165,000.00	(145,000.00)	20,000.00	0.00	0.00	0.00	0.00	0.00	0.00	0.00	0.00	0.00	0.00	20,000.00	0.00	0.00
Other Personnel Benefits	5010499099	623,714.32	(472,914.32)	150,800.00	0.00	0.00	0.00	70,318.45	76,318.45	0.00	0.00	0.00	70,318.45	70,318.45	80,481.55	0.00	0.00

SUMMARY OF APPROVED BUDGET, UTILIZATIONS, DISBURSEMENTS AND BALANCES BY OBJECT OF EXPENDITURES

(For Off-Budgetary Funds)

As at the Quarter Ending December 31, 2021

Department : State Universities and Colleges (SUCs)
 Agency/Entity : Negros Oriental State University
 Operating Unit : < not applicable >
 Organization Code (UACS) : 08 072 0000000
 Fund Cluster : 05 Internally Generated Funds
 (e.g. UACS Fund Cluster: 05-Internally Generated Funds and 06-Business Related Funds)

Particulars	UACS CODE	Approved Budget			Utilizations					Disbursements					Balances		
		Approved Budgeted Revenue	Adjustments (Reductions, Modifications/)	Adjusted Budgeted Revenue	1st Quarter Ending March 31	2nd Quarter Ending June 30	3rd Quarter Ending Sept. 30	4th Quarter Ending Dec. 31	Total	1st Quarter Ending March 31	2nd Quarter Ending June 30	3rd Quarter Ending Sept. 30	4th Quarter Ending Dec. 31	TOTAL	Unutilized Budget	Unpaid Obligations	
1	2	3	4	5=[(3+)-4]	6	7	8	9	10=[(6+7+8+9)]	11	12	13	14	15=(11+12+13+14)	16=(5-10)	17 Due and Demandable	18 Not Yet Due and Demandable
Maintenance and Other Operating Expenses		629,883,907.39	(44,658,423.19)	585,225,484.20	11,154,893.14	12,793,596.57	16,139,494.63	42,063,191.39	82,151,175.73	7,513,608.07	8,145,365.98	9,490,388.00	15,016,457.97	40,267,020.02	503,074,388.47	2,541,663.50	39,341,692.21
Travelling Expenses	5020100000	7,636,358.00	(5,470,669.80)	2,165,688.20	4,080.00	30,880.00	40,380.00	148,599.50	223,939.50	4,080.00	30,880.00	40,380.00	80,030.00	155,170.00	1,941,748.70	43,917.50	24,652.00
Travelling Expenses - Local	5020101000	7,636,358.00	(5,470,669.80)	2,165,688.20	4,080.00	30,880.00	40,380.00	148,599.50	223,939.50	4,080.00	30,880.00	40,380.00	80,030.00	155,170.00	1,941,748.70	43,917.50	24,652.00
Training and Scholarship Expenses	5020200000	47,686,859.12	(20,443,615.55)	27,243,243.57	73,576.00	167,957.00	189,400.00	513,655.95	944,588.95	5,726.00	153,757.00	18,000.00	304,348.43	481,131.43	26,298,654.62	226,959.93	235,797.59
Training Expenses	5020201000	47,686,859.12	(20,443,615.55)	27,243,243.57	73,576.00	167,957.00	189,400.00	513,655.95	944,588.95	5,726.00	153,757.00	18,000.00	304,348.43	481,131.43	26,298,654.62	226,959.93	235,797.59
Scholarship Grants/Expenses	5020202000	0.00	2,950,000.00	2,950,000.00	0.00	0.00	0.00	0.00	0.00	0.00	0.00	0.00	0.00	0.00	2,950,000.00	0.00	0.00
Supplies and Materials Expenses	5020300000	132,943,401.93	(36,144,999.27)	96,798,402.66	2,134,182.40	3,927,752.05	3,047,792.80	18,803,630.80	27,913,358.05	2,259,918.75	1,694,860.40	1,722,801.03	3,311,009.45	6,356,399.63	68,885,044.61	577,290.90	20,979,477.52
Office Supplies Expenses	5020301000	46,011,962.60	(19,349,390.72)	26,662,571.88	243,691.25	942,280.20	1,202,039.70	3,790,802.58	6,178,813.73	900.00	160,300.00	546,626.80	1,101,798.85	1,809,525.65	20,482,658.15	183,370.90	4,185,817.18
ICT Office Supplies	5020301001	19,752,029.21	(5,988,235.04)	13,763,794.17	52,990.00	200,731.00	860,449.00	1,678,219.00	0.00	0.00	191,061.00	631,495.00	821,556.00	12,085,575.17	0.00	856,663.00	
Office Supplies Expenses	5020301002	26,259,933.39	(13,361,155.68)	12,898,777.71	190,701.25	378,231.20	1,001,308.70	2,930,353.58	4,500,594.73	900.00	160,300.00	345,565.80	471,303.85	988,969.65	8,397,282.98	183,370.90	3,329,154.18
Accountable Forms Expenses	5020302000	478,010.00	(57,000.00)	421,010.00	0.00	0.00	0.00	0.00	0.00	0.00	0.00	0.00	0.00	0.00	421,010.00	0.00	0.00
Accountable Forms Expenses	5020302000	478,010.00	(57,000.00)	421,010.00	0.00	0.00	0.00	0.00	0.00	0.00	0.00	0.00	0.00	0.00	421,010.00	0.00	0.00
Drugs and Medicines Expenses	5020307000	1,913,998.32	(1,303,927.32)	610,071.00	0.00	55,973.00	19,705.00	88,191.00	163,869.00	0.00	0.00	14,173.00	38,660.00	72,933.00	446,202.00	0.00	91,036.00
Drugs and Medicines Expenses	5020307000	1,913,998.32	(1,303,927.32)	610,071.00	0.00	55,973.00	19,705.00	88,191.00	163,869.00	0.00	0.00	14,173.00	38,660.00	72,933.00	446,202.00	0.00	91,036.00
Medical, Dental and Laboratory Supplies Expenses	5020308000	2,976,513.58	15,864.52	2,992,378.10	8,996.00	0.00	14,330.00	158,861.75	182,187.75	0.00	0.00	3,400.75	3,400.75	2,810,190.35	0.00	178,787.00	
Medical, Dental and Laboratory Supplies Expenses	5020308000	2,976,513.58	15,864.52	2,992,378.10	8,996.00	0.00	14,330.00	158,861.75	182,187.75	0.00	0.00	3,400.75	3,400.75	2,810,190.35	0.00	178,787.00	
Fuel, Oil and Lubricants Expenses	5020309000	4,192,701.79	(1,634,259.79)	2,558,442.00	28,860.00	134,079.10	195,223.50	809,865.25	1,168,027.85	28,860.00	22,476.40	1,748.63	243,066.78	356,151.81	1,390,414.15	0.00	811,876.04
Fuel, Oil and Lubricants Expenses	5020309000	4,192,701.79	(1,634,259.79)	2,558,442.00	28,860.00	134,079.10	195,223.50	809,865.25	1,168,027.85	28,860.00	22,476.40	1,748.63	243,066.78	356,151.81	1,390,414.15	0.00	811,876.04
Agricultural and Marine Supplies Expenses	5020310000	4,167,369.80	(341,825.05)	3,825,544.75	173,770.00	111,579.75	284,124.00	791,617.00	1,341,090.75	0.00	109,440.00	3,980.00	305,774.00	419,194.00	2,484,454.00	19,785.00	902,111.75
Agricultural and Marine Supplies Expenses	5020310000	4,167,369.80	(341,825.05)	3,825,544.75	173,770.00	111,579.75	284,124.00	791,617.00	1,341,090.75	0.00	109,440.00	3,980.00	305,774.00	419,194.00	2,484,454.00	19,785.00	902,111.75
Textbooks and Instructional Materials Expenses	5020311000	1,810,000.00	(1,510,000.00)	300,000.00	0.00	0.00	0.00	0.00	0.00	0.00	0.00	0.00	0.00	0.00	300,000.00	0.00	0.00
Textbooks and Instructional Materials Expenses	5020311001	1,810,000.00	(1,510,000.00)	300,000.00	0.00	0.00	0.00	0.00	0.00	0.00	0.00	0.00	0.00	0.00	300,000.00	0.00	0.00
Chemical and Filtering Supplies Expenses	5020313000	1,922,715.65	(421,215.65)	1,501,500.00	0.00	0.00	0.00	206,501.50	206,501.50	0.00	0.00	0.00	0.00	0.00	1,294,998.50	0.00	206,501.50
Chemical and Filtering Supplies Expenses	5020313000	1,922,715.65	(421,215.65)	1,501,500.00	0.00	0.00	0.00	206,501.50	206,501.50	0.00	0.00	0.00	0.00	0.00	1,294,998.50	0.00	206,501.50
Semi-Expendable Machinery and Equipment Expenses	5020321000	20,192,122.76	(4,588,318.57)	15,603,804.19	691,420.00	689,870.00	372,186.00	4,308,931.50	6,062,407.50	182,400.00	79,520.00	34,323.00	487,724.00	1,092,857.00	9,541,396.69	317,100.00	4,652,450.50
Machinery	5020321001	64,500.00	(44,790.00)	19,710.00	19,710.00	0.00	0.00	0.00	19,710.00	0.00	0.00	19,710.00	0.00	19,710.00	0.00	0.00	0.00
Office Equipment	5020321002	1,188,849.53	776,051.47	1,964,901.00	319,058.00	133,923.00	18,148.00	1,228,148.50	1,699,277.50	182,400.00	44,075.00	75,548.00	124,087.00	426,110.00	265,623.50	285,400.00	987,767.50
Information and Communications Technology Equipment	5020321003	4,105,335.36	(611,873.15)	3,493,462.21	42,050.00	113,173.00	44,070.00	788,797.50	988,090.50	0.00	7,500.00	35,150.00	86,722.00	125,372.00	2,505,371.71	24,690.00	834,028.50
Agricultural and Forestry Equipment	5020321004	96,100.00	10,500.00	106,600.00	0.00	0.00	0.00	22,320.00	22,320.00	0.00	0.00	0.00	0.00	0.00	84,280.00	0.00	22,320.00
Communications Equipment	5020321007	58,960.00	(26,560.00)	32,400.00	0.00	17,400.00	0.00	14,985.00	32,385.00	0.00	0.00	0.00	0.00	0.00	15,000.00	0.00	32,385.00
Disaster Response and Rescue Equipment	5020321008	819,933.00	(379,967.00)	439,966.00	136,960.00	155,006.00	0.00	36,175.00	328,141.00	0.00	0.00	125,000.00	11,960.00	134,960.00	111,825.00	0.00	191,181.00
Medical Equipment	5020321010	556,085.23	(149,865.23)	406,220.00	16,000.00	0.00	34,168.00	116,254.00	166,422.00	0.00	0.00	16,000.00	17,668.00	31,668.00	239,798.00	0.00	132,754.00
Printing Equipment	5020321011	199,960.00	40,388.00	239,448.00	14,950.00	19,498.00	0.00	75,844.50	110,292.50	0.00	0.00	19,498.00	11,820.00	21,485.00	188,132.00	0.00	90,794.50
Sports Equipment	5020321012	1,447,290.00	(878,925.00)	568,365.00	70,995.00	0.00	11,820.00	297,418.00	380,233.00	0.00	17,665.00	0.00	0.00	5,325,327.06	0.00	1,602,709.00	
Technical and Scientific Equipment	5020321013	10,598,849.04	(3,404,533.98)	7,194,315.06	37,127.00	239,922.00	257,092.00	1,334,847.00	1,868,988.00	0.00	0.00	71,805.00	194,474.00	261,279.00	5,325,327.06	0.00	1,602,709.00
Other Machinery and Equipment	5020321099	1,057,160.60	81,256.32	1,138,416.92	34,570.00	10,948.00	6,888.00	394,142.00	446,548.00	0.00	10,280.00	0.00	21,495.00	31,775.00	69,166.92	7,010.00	407,763.00
Semi-Expendable Furniture, Fixtures and Books Expenses	5020322000	20,328,348.80	2,968,755.96	23,297,104.76	331,640.00	428,644.00	448,334.00	5,276,979.50	6,485,597.50	0.00	243,995.00	0.00	396,530.00	641,525.00	16,811,507.26	55,700.00	5,789,372.50
Furniture and Fixtures	5020322001	9,741,071.00	(1,289,744.04)	8,451,326.96	331,640.00	428,644.00	448,334.00	4,383,083.50	5,591,701.50	0.00	243,995.00	0.00	396,530.00	641,525.00	2,859,625.46	55,700.00	4,895,476.50
Books	5020322002	10,587,277.80	4,258,500.00	14,845,777.80	0.00	0.00	0.00	893,896.00	893,896.00	0.00	0.00	0.00	0.00	0.00	13,951,881.80	0.00	893,896.00
Other Supplies and Materials Expenses	5020390000	28,950,558.63	(9,923,682.65)	19,026,875.98	655,805.15	1,565,326.00	531,850.60	3,371,890.72	6,124,862.47	13,758.75	479,129.00	733,059.60	736,055.07	1,962,002.42	12,902,013.51	1,335.00	4,161,525.05
Other Supplies and Materials Expenses	5020390000	28,950,558.63	(9,923,682.65)	19,026,875.98	655,805.15	1,565,326.00	531,850.60	3,371,890.72	6,124,862.47	13,758.75	479,129.00	733,059.60	736,055.07	1,962,002.42	12,902,013.51	1,335.00	4,161,525.05

SUMMARY OF APPROVED BUDGET, UTILIZATIONS, DISBURSEMENTS AND BALANCES BY OBJECT OF EXPENDITURES
(For Off-Budgetary Funds)
As at the Quarter Ending December 31, 2021

Department : State Universities and Colleges (SUCs)
 Agency/Entity : Negros Oriental State University
 Operating Unit : < not applicable >
 Organization Code (UACS) : 08 072 0000000
 Fund Cluster : 05 Internally Generated Funds
 (e.g. UACS Fund Cluster: 05-Internally Generated Funds and 06-Business Related Funds)

Particulars	UACS CODE	Approved Budget			Utilizations					Disbursements					Balances		
		Approved Budgeted Revenue	Adjustments (Reductions, Modifications/)	Adjusted Budgeted Revenue	1st Quarter Ending March 31	2nd Quarter Ending June 30	3rd Quarter Ending Sept. 30	4th Quarter Ending Dec. 31	Total	1st Quarter Ending March 31	2nd Quarter Ending June 30	3rd Quarter Ending Sept. 30	4th Quarter Ending Dec. 31	TOTAL	Unutilized Budget	Unpaid Obligations	
																Due and Demandable	Not Yet Due and Demandable
1	2	3	4	5=[(3+4)]	6	7	8	9	10=(6+7+8+9)	11	12	13	14	15=(11+12+13+14)	16=(5-10)	17	18
Utility Expenses	5020400000	3,022,097.93	(1,375,226.63)	1,646,871.30	0.00	0.00	144,143.95	525,863.98	670,007.93	0.00	0.00	144,143.95	369,385.20	513,529.15	976,863.37	70,764.78	85,714.00
Water Expenses	5020401000	1,170,366.32	(155,259.80)	1,015,106.52	0.00	0.00	144,143.95	370,099.20	514,243.15	0.00	0.00	144,143.95	369,385.20	513,529.15	500,863.37	0.00	714.00
Electricity Expenses	5020402000	1,851,731.61	(1,219,966.83)	631,764.78	0.00	0.00	0.00	155,764.78	155,764.78	0.00	0.00	0.00	0.00	0.00	476,000.00	70,764.78	85,000.00
Communication Expenses	5020500000	13,045,738.69	11,581,266.49	24,628,005.18	669,818.61	256,185.00	5,827,408.00	3,545,440.96	10,298,852.57	69,848.61	856,155.00	1,302,421.00	1,950,553.49	4,178,978.10	14,329,152.61	185,126.28	5,934,748.19
Postage and Courier Services	5020501000	817,000.00	(163,600.80)	663,399.20	0.00	0.00	0.00	600.00	600.00	0.00	0.00	0.00	0.00	0.00	662,799.20	0.00	600.00
Telephone Expenses	5020502000	634,287.96	2,981,093.02	3,665,380.98	4,592.99	0.00	6,000.00	428,747.08	439,340.67	4,592.99	0.00	6,000.00	118,609.49	129,202.48	3,226,040.91	185,126.28	125,011.31
Internet Subscription Expenses	5020503000	11,238,450.73	8,761,344.27	20,020,795.00	662,795.62	256,185.00	5,821,408.00	3,015,702.88	9,756,091.50	62,825.62	856,155.00	1,296,421.00	1,831,944.00	4,047,345.62	10,264,703.50	0.00	5,708,745.88
Cable, Satellite, Telegraph and Radio Expenses	5020504000	276,000.00	1,430.00	278,430.00	2,430.00	0.00	0.00	100,391.00	102,821.00	2,430.00	0.00	0.00	0.00	2,430.00	175,609.00	0.00	100,391.00
Awards/Rewards and Prizes	5020600000	3,224,500.00	(677,600.00)	2,546,900.00	0.00	0.00	0.00	124,250.00	124,250.00	0.00	0.00	0.00	35,000.00	35,000.00	2,422,650.00	27,000.00	62,250.00
Rewards and Incentives	5020601002	1,012,500.00	(800,000.00)	202,500.00	0.00	0.00	0.00	0.00	0.00	0.00	0.00	0.00	0.00	0.00	202,500.00	0.00	0.00
Survey, Research, Exploration and Development Expenses	5020700000	21,012,000.00	(563,000.00)	20,449,000.00	0.00	50,172.00	108,351.40	10,500.00	169,023.40	0.00	50,172.00	44,577.40	42,274.00	137,023.40	20,279,976.60	0.00	32,000.00
Professional Services	5021100000	32,546,964.98	(11,062,482.25)	21,444,482.73	1,186,524.76	1,799,876.45	1,472,344.30	3,515,852.30	7,974,597.81	1,166,848.78	1,069,200.09	1,679,562.66	1,881,745.28	5,797,346.79	13,469,884.92	1,026,011.02	1,151,240.00
Legal Services	5021101000	195,000.00	1,011,260.25	1,206,260.25	210,636.00	420,700.36	293,024.02	94,899.87	1,019,260.25	210,636.00	280,848.00	432,876.38	94,899.87	1,019,260.25	105,000.00	0.00	0.00
Auditing Services	5021102000	254,755.20	(104,755.20)	150,000.00	0.00	0.00	0.00	0.00	0.00	0.00	0.00	0.00	0.00	0.00	150,000.00	0.00	0.00
Consultancy Services	5021103000	0.00	50,000.00	50,000.00	0.00	0.00	0.00	0.00	0.00	0.00	0.00	0.00	0.00	0.00	50,000.00	0.00	0.00
Other Professional Services	5021199000	32,147,209.78	(12,026,987.30)	20,120,222.48	975,888.76	1,379,176.09	1,179,320.28	3,420,952.43	6,955,337.56	956,212.78	788,352.09	1,246,676.28	1,786,845.41	4,778,086.54	13,164,884.92	1,026,011.02	1,151,240.00
General Services	5021200000	1,325,800.00	(232,600.00)	1,093,200.00	0.00	150,000.00	134,000.00	36,000.00	320,000.00	0.00	0.00	150,000.00	0.00	150,000.00	684,200.00	0.00	134,000.00
Environment/Sanitary Services	5021201000	1,113,800.00	(165,600.00)	968,200.00	0.00	150,000.00	134,000.00	0.00	284,000.00	0.00	0.00	150,000.00	0.00	150,000.00	684,200.00	0.00	134,000.00
Other General Services	5021299000	192,000.00	(67,000.00)	125,000.00	0.00	0.00	0.00	36,000.00	36,000.00	0.00	0.00	0.00	0.00	0.00	89,000.00	0.00	36,000.00
Repairs and Maintenance	5021300000	23,517,917.68	40,241,574.89	63,831,492.57	468,406.92	56,574.00	108,266.57	2,922,311.79	3,555,559.28	9,380.00	23,990.92	25,916.57	394,738.00	454,026.49	60,275,933.29	4,066.72	3,097,467.07
Aquaculture Structures	5021302001	0.00	25,000.00	25,000.00	0.00	0.00	0.00	0.00	0.00	0.00	0.00	0.00	0.00	0.00	25,000.00	0.00	0.00
Repairs and Maintenance - Infrastructure Assets	5021303000	510,000.00	2,938,271.00	3,488,271.00	0.00	0.00	87,800.00	290,194.00	377,994.00	0.00	0.00	0.00	0.00	0.00	3,110,277.00	0.00	377,994.00
Water Supply Systems	5021303004	160,000.00	50,000.00	210,000.00	0.00	0.00	0.00	99,723.00	99,723.00	0.00	0.00	0.00	0.00	0.00	110,277.00	0.00	99,723.00
Power Supply Systems	5021303005	350,000.00	2,888,271.00	3,278,271.00	0.00	0.00	87,800.00	190,471.00	278,271.00	0.00	0.00	0.00	0.00	0.00	3,000,000.00	0.00	278,271.00

SUMMARY OF APPROVED BUDGET, UTILIZATIONS, DISBURSEMENTS AND BALANCES BY OBJECT OF EXPENDITURES
(For Off-Budgetary Funds)

As at the Quarter Ending December 31, 2021

Department : State Universities and Colleges (SUCs)
Agency/Entity : Negros Oriental State University
Operating Unit : < not applicable >
Organization Code (UACS) : 08 072 0000000
Fund Cluster : 05 Internally Generated Funds
(e.g. UACS Fund Cluster: 05-Internally Generated Funds and 06-Business Related Funds)

Table with columns: Particulars, UACS CODE, Approved Budget (Adjusted Budgeted Revenue, Adjustments), Utilizations (1st-4th Quarter, Total), Disbursements (1st-4th Quarter, TOTAL), Balances (Unutilized Budget, Unpaid Obligations). Rows include various categories like Repairs and Maintenance, Machinery and Equipment, Information and Communication Technology Equipment, etc.

SUMMARY OF APPROVED BUDGET, UTILIZATIONS, DISBURSEMENTS AND BALANCES BY OBJECT OF EXPENDITURES

(For Off-Budgetary Funds)

As at the Quarter Ending December 31, 2021


Department : State Universities and Colleges (SUCs)
 Agency/Entity : Negros Oriental State University
 Operating Unit : < not applicable >
 Organization Code (UACS) : 08 072 0000000
 Fund Cluster : 05 Internally Generated Funds
 (e.g. UACS Fund Cluster: 05-Internally Generated Funds and 06-Business Related Funds)


Particulars	UACS CODE	Approved Budget			Utilizations					Disbursements					Balances		
		Approved Budgeted Revenue	Adjustments (Reductions, Modifications/	Adjusted Budgeted Revenue	1st Quarter Ending March 31	2nd Quarter Ending June 30	3rd Quarter Ending Sept. 30	4th Quarter Ending Dec. 31	Total	1st Quarter Ending March 31	2nd Quarter Ending June 30	3rd Quarter Ending Sept. 30	4th Quarter Ending Dec. 31	TOTAL	Unutilized Budget	Unpaid Obligations	
																Due and Demandable	Not Yet Due and Demandable
1	2	3	4	5=[(3+)-1]	6	7	8	9	10=[(6+7+8+9)	11	12	13	14	15=[(11+12+13+14)	16=(5-10)	17	18
Rents - Motor Vehicles	5029965003	328,360.00	0.00	328,360.00	0.00	0.00	0.00	0.00	0.00	0.00	0.00	0.00	0.00	0.00	328,360.00	0.00	0.00
Rents - Equipment	5029965004	59,500.00	(40,000.00)	19,500.00	0.00	0.00	0.00	0.00	0.00	0.00	0.00	0.00	0.00	0.00	19,500.00	0.00	0.00
Membership Due and Contributions to Organizations	5029966000	2,911,000.00	403,500.00	3,314,500.00	0.00	0.00	0.00	19,650.00	19,650.00	0.00	0.00	0.00	19,650.00	19,650.00	3,294,850.00	0.00	0.00
Membership Due and Contributions to Organizations	5029966000	2,911,000.00	403,500.00	3,314,500.00	0.00	0.00	0.00	19,650.00	19,650.00	0.00	0.00	0.00	19,650.00	19,650.00	3,294,850.00	0.00	0.00
Subscription Expenses	5029967000	18,052,153.00	3,511,840.62	21,563,993.62	39,043.00	897,000.00	37,428.00	3,012,574.28	3,986,045.26	0.00	34,048.00	4,995.00	4,790.00	43,833.00	17,577,948.36	18,200.00	3,924,012.26
ICT Software Subscription	5029967001	4,911,253.00	1,420,540.62	6,331,893.62	39,043.00	0.00	28,478.00	648,900.00	716,421.00	0.00	34,048.00	4,995.00	4,790.00	43,833.00	5,615,472.62	18,200.00	654,388.00
Library and Other Reading Materials Subscription Expenses	5029967004	12,322,800.00	(1,380,800.00)	10,942,000.00	0.00	0.00	0.00	1,669,218.39	1,669,218.39	0.00	0.00	0.00	0.00	0.00	0.00	0.00	1,669,218.39
Other Subscription Expenses	5029967099	818,100.00	3,472,000.00	4,290,100.00	0.00	897,000.00	8,950.00	694,455.95	1,600,405.96	0.00	0.00	0.00	0.00	0.00	2,689,634.04	0.00	1,600,405.96
Litigation/Acquire Assets Expenses	5029969000	0.00	4,530.00	4,530.00	4,530.00	0.00	0.00	0.00	4,530.00	4,530.00	0.00	0.00	0.00	4,530.00	0.00	0.00	0.00
Litigation/Acquire Assets Expenses	5029969000	0.00	4,530.00	4,530.00	4,530.00	0.00	0.00	0.00	4,530.00	4,530.00	0.00	0.00	0.00	4,530.00	0.00	0.00	0.00
Other Maintenance and Operating Expenses	5029999000	197,470,875.24	3,305,937.43	200,776,812.67	215,375.75	18,700.00	383,499.72	795,239.29	1,412,814.67	19,985.75	69,580.00	15,000.00	36,462.50	141,028.25	199,363,998.00	93,750.00	1,178,036.42
Website Maintenance	5029999001	106,000.00	(5,000.00)	101,000.00	0.00	0.00	0.00	5,000.00	5,000.00	0.00	0.00	0.00	5,000.00	5,000.00	96,000.00	0.00	0.00
Other Maintenance and Operating Expenses	5029999099	197,364,875.24	3,310,937.43	200,675,812.67	215,375.75	18,700.00	383,499.72	790,239.29	1,407,814.67	19,985.75	69,580.00	15,000.00	31,462.50	136,028.25	199,279,998.00	93,750.00	1,178,036.42
Capital Outlays		577,681,253.52	(114,547,619.78)	463,133,633.74	3,030,142.00	12,457,217.50	40,121,767.92	86,825,225.23	142,434,352.65	150,000.00	1,150,890.00	4,474,535.90	24,965,907.90	30,741,333.80	320,699,281.09	2,470,000.00	109,223,018.85
Property, Plant and Equipment Outlay	5060400000	561,488,718.22	(99,485,088.48)	462,003,629.74	3,030,142.00	12,457,217.50	40,121,767.92	86,560,956.73	142,170,083.16	150,000.00	1,150,890.00	4,474,535.90	24,951,638.40	30,727,064.30	319,833,546.59	2,470,000.00	108,973,018.85
Land Outlay	5060401000	5,000,000.00	5,000,000.00	5,000,000.00	0.00	0.00	0.00	0.00	0.00	0.00	0.00	0.00	0.00	0.00	5,000,000.00	0.00	0.00
Land	5060401001	5,000,000.00	5,000,000.00	5,000,000.00	0.00	0.00	0.00	0.00	0.00	0.00	0.00	0.00	0.00	0.00	5,000,000.00	0.00	0.00
Land Improvements Outlay	5060402000	1,300,000.00	(500,000.00)	800,000.00	300,000.00	0.00	0.00	0.00	300,000.00	150,000.00	0.00	90,000.00	0.00	240,000.00	500,000.00	0.00	60,000.00
Other Land Improvements	5060402099	1,300,000.00	(500,000.00)	800,000.00	300,000.00	0.00	0.00	0.00	300,000.00	150,000.00	0.00	90,000.00	0.00	240,000.00	500,000.00	0.00	60,000.00
Infrastructure Outlay	5060403000	26,234,609.00	36,569,396.85	62,804,005.85	0.00	0.00	1,364,605.85	3,916,239.73	5,280,845.58	0.00	0.00	191,565.88	1,580,268.45	1,771,834.33	57,523,160.27	0.00	3,509,011.25
Road Networks	5060403001	3,100,000.00	5,127,900.00	8,227,900.00	0.00	0.00	0.00	0.00	0.00	0.00	0.00	0.00	0.00	0.00	8,227,900.00	0.00	0.00
Flood Control Systems	5060403002	0.00	200,000.00	200,000.00	0.00	0.00	0.00	198,200.00	198,200.00	0.00	0.00	0.00	0.00	0.00	1,800.00	0.00	198,200.00
Sewer Systems	5060403003	0.00	500,000.00	500,000.00	0.00	0.00	0.00	0.00	0.00	0.00	0.00	0.00	0.00	0.00	500,000.00	0.00	0.00
Water Supply Systems	5060403004	6,555,000.00	1,188,105.85	7,743,105.85	0.00	0.00	1,277,105.85	1,449,745.73	2,726,851.58	0.00	0.00	191,565.88	1,492,768.45	1,684,334.33	5,016,254.27	0.00	1,042,517.25
Power Supply Systems	5060403005	16,577,609.00	26,721,391.00	43,299,000.00	0.00	0.00	87,500.00	1,788,294.00	1,875,794.00	0.00	0.00	0.00	87,500.00	87,500.00	41,423,206.00	0.00	1,788,294.00
Communication Networks	5060403006	2,000.00	2,832,000.00	2,834,000.00	0.00	0.00	0.00	480,000.00	480,000.00	0.00	0.00	0.00	0.00	0.00	2,354,000.00	0.00	480,000.00
Buildings and Other Structures	5060404000	329,125,553.48	(145,241,620.20)	183,884,533.28	24,253.00	1,995,991.00	19,990,816.07	46,538,057.35	68,549,117.42	0.00	0.00	2,820,081.02	11,594,259.61	14,414,340.63	115,335,415.86	0.00	54,134,776.79
Buildings	5060404001	69,543,341.97	5,394,118.53	74,937,460.50	0.00	210,775.00	94,942.50	31,573,814.40	31,879,532.00	0.00	0.00	42,700.00	2,355,167.60	2,397,867.60	43,058,228.50	0.00	29,481,664.40
School Buildings	5060404002	141,985,147.76	(97,087,674.64)	44,897,473.12	0.00	0.00	16,932,233.47	3,659,794.65	20,592,028.12	0.00	0.00	2,539,835.02	5,526,669.87	8,066,504.89	24,305,445.00	0.00	12,525,523.23
Other Structures	5060404099	117,597,063.75	(53,547,764.09)	64,049,299.66	24,253.00	1,785,216.00	2,963,640.00	11,304,448.30	16,077,557.30	0.00	0.00	237,546.00	3,712,422.14	3,949,968.14	47,971,742.36	0.00	12,127,589.16
Machinery and Equipment Outlay	5060405000	156,301,594.74	14,944,303.87	171,245,898.61	2,139,549.00	7,878,356.50	18,440,580.00	26,934,575.75	55,393,061.25	0.00	701,550.00	1,136,219.00	9,565,660.34	11,403,429.34	115,852,837.36	0.00	43,989,631.91
Machinery	5060405001	12,272,042.00	135,866.72	12,407,908.72	0.00	649,886.00	0.00	6,582,000.00	7,231,886.00	0.00	0.00	0.00	166,658.34	166,658.34	5,175,540.72	0.00	7,065,229.66
Office Equipment	5060405002	6,178,289.00	(215,115.50)	5,963,173.50	630,619.00	268,927.50	137,000.00	2,410,252.25	3,446,798.75	0.00	15,900.00	541,619.00	217,414.00	774,933.00	2,516,374.75	0.00	2,671,865.75
Information and Communication Technology Equipment	5060405003	49,677,771.24	20,721,534.76	70,399,306.00	408,500.00	3,998,546.00	10,536,675.00	12,394,202.00	27,337,923.00	0.00	155,800.00	48,000.00	4,204,118.00	4,407,918.00	43,061,483.00	0.00	22,930,005.00
Agricultural and Forestry Equipment	5060405004	2,056,536.00	(726,636.00)	1,330,000.00	0.00	0.00	0.00	919,500.00	919,500.00	0.00	0.00	0.00	0.00	0.00	410,500.00	0.00	919,500.00
Marine and Fishery Equipment	5060405005	65,000.00	(65,000.00)	0.00	0.00	0.00	0.00	0.00	0.00	0.00	0.00	0.00	0.00	0.00	0.00	0.00	0.00
Communication Equipment	5060405007	600,000.00	(250,000.00)	350,000.00	0.00	0.00	0.00	0.00	0.00	0.00	0.00	0.00	0.00	0.00	350,000.00	0.00	399,000.00
Disaster Response and Rescue Equipment	5060405009	2,002,662.00	(1,088,682.00)	913,980.00	23,980.00	0.00	0.00	399,000.00	422,980.00	0.00	0.00	0.00	23,980.00	23,980.00	491,000.00	0.00	399,000.00
Military, Police and Security Equipment	5060405010	734,000.00	(479,000.00)	255,000.00	0.00	0.00	0.00	0.00	0.00	0.00	0.00	0.00	0.00	0.00	255,000.00	0.00	0.00
Medical Equipment	5060405011	475,000.00	642,000.00	1,117,000.00	0.00	6.00	48,800.00	328,739.50	377,539.50	0.00	0.00	0.00	0.00	0.00	739,460.50	0.00	377,539.50
Printing Equipment	5060405012	238,000.00	648,730.00	886,730.00	0.00	49,995.00	142,990.00	427,240.00	620,225.00	0.00	0.00	0.00	84,495.00	84,495.00	266,505.00	0.00	535,730.00
Sports Equipment	5060405013	343,050.00	22,280.39	365,330.39	0.00	6.00	22,000.00	0.00	22,000.00	0.00	0.00	0.00	22,000.00	22,000.00	343,330.39	0.00	0.00
Technical and Scientific Equipment	5060405014	55,685,555.00	(22,006,540.00)	33,679,015.00	0.00	271,000.00	7,513,125.00	2,710,928.00	10,495,053.00	0.00	0.00	0.00	2,206,995.00	2,206,995.00	23,183,962.00	0.00	8,288,058.00
ICT Software	5060405016	5,890,000.00	31,210,000.00	37,100,000.00	0.00	6.00	0.00	0.00	0.00	0.00	0.00	0.00	0.00	0.00	37,100,000.00	0.00	0.00
Other Machinery and Equipment	5060405099	20,083,689.50	(13,604,854.50)	6,478,835.00	1,076,460.00	2,640,000.00	39,990.00	762,714.00	4,519,154.00	0.00	529,850.00	546,600.00	2,640,000.00	3,716,450.00	1,959,681.00	0.00	802,704.00


SUMMARY OF APPROVED BUDGET, UTILIZATIONS, DISBURSEMENTS AND BALANCES BY OBJECT OF EXPENDITURES
 (For Off-Budgetary Funds)
 As at the Quarter Ending December 31, 2021


Department : State Universities and Colleges (SUCs)
 Agency/Entity : Negros Oriental State University
 Operating Unit : < not applicable >
 Organization Code (LJACS) : 08 072 0000000
 Fund Cluster : 05 Internally Generated Funds
 (e.g. UACS Fund Cluster: 05-Internally Generated Funds and 06-Business Related Funds)

Particulars	UACS CODE	Approved Budget			Utilizations					Disbursements					Balances		
		Approved Budgeted Revenue	Adjustments (Reductions, Modifications/	Adjusted Budgeted Revenue	1st Quarter Ending March 31	2nd Quarter Ending June 30	3rd Quarter Ending Sept. 30	4th Quarter Ending Dec. 31	Total	1st Quarter Ending March 31	2nd Quarter Ending June 30	3rd Quarter Ending Sept. 30	4th Quarter Ending Dec. 31	TOTAL	Unused Budget	Unpaid Obligations	
																Due and Demandable	Not Yet Due and Demandable
1	2	3	4	5=[(3+(-4))]	6	7	8	9	10=(6+7+8+9)	11	12	13	14	15=(11+12+13+14)	16=(5-10)	17	18
Transportation Equipment Outlay	5060406000	19,813,900.00	1,884,388.00	21,698,288.00	0.00	2,000,000.00	0.00	6,568,288.00	8,568,288.00	0.00	0.00	0.00	2,000,000.00	2,000,000.00	13,130,000.00	2,470,000.00	4,098,288.00
Motor Vehicles	5060406001	19,813,900.00	1,884,388.00	21,698,288.00	0.00	2,000,000.00	0.00	6,568,288.00	8,568,288.00	0.00	0.00	0.00	2,000,000.00	2,000,000.00	13,130,000.00	2,470,000.00	4,098,288.00
Furniture, Fixtures and Books Outlay	5060407000	19,238,061.00	(4,281,393.00)	14,956,668.00	566,340.00	582,870.00	325,766.00	2,509,558.90	3,944,534.90	0.00	449,340.00	236,670.00	211,450.00	897,460.00	10,972,133.10	0.00	3,087,074.90
Furniture and Fixtures	5060407001	11,529,551.00	(2,689,883.00)	8,839,668.00	449,340.00	582,870.00	325,766.00	2,509,558.90	3,817,534.90	0.00	449,340.00	119,670.00	211,450.00	780,460.00	4,972,133.10	0.00	3,087,074.90
Books	5060407002	7,708,510.00	(1,591,510.00)	6,117,000.00	117,000.00	0.00	0.00	0.00	117,000.00	0.00	0.00	117,000.00	0.00	117,000.00	6,000,000.00	0.00	0.00
Other Property Plant and Equipment Outlay	5060409000	4,475,000.00	(3,360,764.00)	1,114,236.00	0.00	0.00	0.00	94,236.00	14,236.00	0.00	0.00	0.00	0.00	0.00	1,020,000.00	0.00	94,236.00
Other Property, Plant and Equipment	5060409099	4,475,000.00	(3,360,764.00)	1,114,236.00	0.00	0.00	0.00	94,236.00	14,236.00	0.00	0.00	0.00	0.00	0.00	1,020,000.00	0.00	94,236.00
Biological Assets Outlay	5060500000	100,000.00	(40,000.00)	60,000.00	0.00	0.00	0.00	0.00	0.00	0.00	0.00	0.00	0.00	0.00	60,000.00	0.00	0.00
Bearer Biological Assets Outlay	5060501000	100,000.00	(40,000.00)	60,000.00	0.00	0.00	0.00	0.00	0.00	0.00	0.00	0.00	0.00	0.00	60,000.00	0.00	0.00
Livestock	5060501002	100,000.00	(40,000.00)	60,000.00	0.00	0.00	0.00	0.00	0.00	0.00	0.00	0.00	0.00	0.00	60,000.00	0.00	0.00
Intangible Assets Outlay	5060600000	16,092,535.30	(15,022,531.30)	1,070,004.00	0.00	0.00	0.00	264,269.50	264,269.50	0.00	0.00	0.00	14,269.50	14,269.50	805,734.50	0.00	250,000.00
Patents/Copyrights	5060601000	292,535.30	27,464.70	320,000.00	0.00	0.00	0.00	14,269.50	14,269.50	0.00	0.00	0.00	14,269.50	14,269.50	305,730.50	0.00	0.00
Patents/Copyrights	5060601000	292,535.30	27,464.70	320,000.00	0.00	0.00	0.00	14,269.50	14,269.50	0.00	0.00	0.00	14,269.50	14,269.50	305,730.50	0.00	0.00
Computer Software	5060602000	15,800,000.00	(15,049,996.00)	750,004.00	0.00	0.00	0.00	250,000.00	250,000.00	0.00	0.00	0.00	0.00	0.00	500,004.00	0.00	250,000.00
Computer Software	5060602000	15,800,000.00	(15,049,996.00)	750,004.00	0.00	0.00	0.00	250,000.00	250,000.00	0.00	0.00	0.00	0.00	0.00	500,004.00	0.00	250,000.00
GRAND TOTAL		1,289,064,190.98	(161,063,198.38)	1,128,000,992.60	15,158,801.61	27,333,096.60	60,880,273.30	155,376,127.06	268,748,298.57	8,737,374.54	11,356,938.51	18,446,761.31	64,266,817.07	102,807,891.43	869,252,694.03	6,155,742.63	149,784,664.51

Certified Correct:

 NARIA JONAMIE T. LIMATOC, CPA
 Acting University Budget Officer
 Date:

Certified Correct:

 MATRICE ANAVER B. DORDADO, CPA
 University Chief Accountant
 Date:

Recommending Approval:

 RENE BOY A. CATUBIG, CPA
 Chief Administrative Officer-Finance
 Date:

Approved By:

 JOEL P. LIMSON, PH.D.
 University President
 Date: