

STATEMENT OF APPROPRIATIONS, ALLOTMENTS, OBLIGATIONS, DISBURSEMENTS AND BALANCES
As of the Quarter Ending June 30, 2020

Department : State Universities and Colleges
Agency : NEGROS ORIENTAL STATE UNIVERSITY (NORSU)
Operating Unit :
Organization Code (UACS) : 08 072 00 0000
Funding Source Code (as clustered) : Fund 101
(e.g. Old Fund Code: 101,102, 151)

X	Current Year Appropriations
	Supplemental Appropriations
	Continuing Appropriations





Particulars	UACS CODE	Appropriations			Allotments			Current Year Obligations							Current Year Disbursements					Balances					
		Authorized Appropriation	Adjustments (Transfer To)/From, Reassignment	Adjusted Appropriations	Allotments Received	Adjustments (Withdrawal, Reassignment)	Transfer To	Transfer From	Adjusted Total Allotments	1st Quarter Ending March 31	2nd Quarter Ending June 30	3rd Quarter Ending Sept. 30	4th Quarter Ending Dec. 31	Total	1st Quarter Ending March 31	2nd Quarter Ending June 30	3rd Quarter Ending Sept. 30	4th Quarter Ending Dec. 31	Total	Unreleased Appropriations	Unobligated Allotment	Unpaid Obligations (15-20) = (23+24)			
																						Due and Demandable	Not Yet Due and Demandable		
1	2	3	4	5 = (3+4)	6	7	8	9	10 = [(8+(-17) -8+9)	11	12	13	14	15 = (11+12+13+14)	16	17	18	19	20 = (16+17+18+19)	21=(5-10)	22=(10-15)	23	24		
I. Agency Specific Budget	1 01 101																								
General Administration and Support		188,115,000.00	-80,270,575.17	107,844,424.83	135,352,000.00	-27,507,575.17	0.00	0.00	107,844,424.83	23,845,597.79	22,914,645.21	0.00	0.00	46,760,243.00	22,306,038.59	24,384,120.42	0.00	0.00	46,670,159.00	0.00	61,084,181.83	0.00	90,084.00		
General Administration and Supervision	1 00 00 0000	134,740,000.00	-27,507,575.17	107,232,424.83	134,740,000.00	-27,507,575.17	0.00	0.00	107,232,424.83	23,845,597.79	22,914,645.21	0.00	0.00	46,760,243.00	22,306,038.59	24,384,120.42	0.00	0.00	46,670,159.00	0.00	60,472,181.83	0.00	90,084.00		
PAP	1 00 01 0000																								
PS		116,099,000.00	-26,078,760.17	90,020,239.83	116,099,000.00	-26,078,760.17	0.00	0.00	90,020,239.83	21,019,133.22	21,780,397.93	0.00	0.00	42,799,531.15	19,569,658.01	23,229,873.14	0.00	0.00	42,799,531.15	0.00	47,220,708.68	0.00	-0.00		
MOOE		18,841,000.00	-1,428,815.00	17,212,185.00	18,841,000.00	-1,428,815.00	0.00	0.00	17,212,185.00	2,828,484.57	1,134,247.28	0.00	0.00	3,960,711.85	2,736,380.57	1,134,247.28	0.00	0.00	3,870,627.85	0.00	13,251,473.15	0.00	90,084.00		
CO		0.00	0.00	0.00	0.00	0.00	0.00	0.00	0.00	0.00	0.00	0.00	0.00	0.00	0.00	0.00	0.00	0.00	0.00	0.00	0.00	0.00	0.00		
Administration of Personnel Benefits	1 00 00 0000	53,375,000.00	-52,763,000.00	612,000.00	612,000.00	0.00	0.00	0.00	612,000.00	0.00	0.00	0.00	0.00	0.00	0.00	0.00	0.00	0.00	0.00	0.00	612,000.00	0.00	0.00		
PAP	1 00 01 0000																								
PS		53,375,000.00	-52,763,000.00	612,000.00	612,000.00	0.00	0.00	0.00	612,000.00	0.00	0.00	0.00	0.00	0.00	0.00	0.00	0.00	0.00	0.00	0.00	612,000.00	0.00	0.00		
MOOE		0.00	0.00	0.00	0.00	0.00	0.00	0.00	0.00	0.00	0.00	0.00	0.00	0.00	0.00	0.00	0.00	0.00	0.00	0.00	0.00	0.00	0.00		
CO		0.00	0.00	0.00	0.00	0.00	0.00	0.00	0.00	0.00	0.00	0.00	0.00	0.00	0.00	0.00	0.00	0.00	0.00	0.00	0.00	0.00	0.00		
Support to Operations	2 00 00 0000	5,084,000.00	-151,824.00	4,912,176.00	5,084,000.00	-151,824.00	0.00	0.00	4,912,176.00	768,022.97	800,318.37	0.00	0.00	1,568,341.34	758,252.97	805,788.37	0.00	0.00	1,564,041.34	0.00	3,343,834.66	-0.00	4,300.00		
PAP	2 00 01 0000																								
PS		3,163,000.00	6,846.00	3,169,846.00	3,163,000.00	6,846.00	0.00	0.00	3,169,846.00	703,445.93	768,744.04	0.00	0.00	1,472,189.97	699,645.93	772,544.04	0.00	0.00	1,472,189.97	0.00	1,697,456.03	-0.00	0.00		
MOOE		1,901,000.00	-158,470.00	1,742,530.00	1,901,000.00	-158,470.00	0.00	0.00	1,742,530.00	64,577.04	64,577.04	0.00	0.00	96,151.37	58,607.04	33,244.33	0.00	0.00	91,851.37	0.00	1,646,378.63	0.00	4,300.00		
CO		0.00	0.00	0.00	0.00	0.00	0.00	0.00	0.00	0.00	0.00	0.00	0.00	0.00	0.00	0.00	0.00	0.00	0.00	0.00	0.00	0.00	0.00		
Operations	3 00 00 0000	342,147,000.00	-12,727,829.83	329,419,170.17	340,647,000.00	-11,227,829.83	0.00	0.00	329,419,170.17	80,295,996.92	69,368,388.59	0.00	0.00	129,664,385.51	56,822,908.42	62,348,008.99	0.00	0.00	119,170,917.31	0.00	199,754,784.66	1,253,468.20	9,240,000.00		
HIGHER EDUCATION PROGRAM	3 01 00 0000	307,097,000.00	-12,050,121.00	295,046,879.00	306,597,000.00	-11,550,121.00	0.00	0.00	295,046,879.00	51,588,230.74	59,791,651.34	0.00	0.00	111,379,882.08	48,120,182.24	52,776,251.84	0.00	0.00	100,896,413.88	0.00	183,666,996.92	1,243,468.20	9,240,000.00		
Provision of Higher Education Services	3 01 01 0000	229,597,000.00	-1,286,121.00	228,310,879.00	229,597,000.00	-1,286,121.00	0.00	0.00	228,310,879.00	51,588,230.74	50,551,651.34	0.00	0.00	102,139,882.08	48,120,182.24	52,776,251.84	0.00	0.00	100,896,413.88	0.00	126,170,996.92	1,243,468.20	9,240,000.00		
PS		189,058,000.00	820,145.00	189,878,145.00	189,058,000.00	820,145.00	0.00	0.00	189,878,145.00	49,963,359.00	49,260,758.31	0.00	0.00	99,224,117.31	46,689,700.50	51,789,658.01	0.00	0.00	98,459,359.11	0.00	90,654,027.69	784,758.20	0.00		
MOOE		40,539,000.00	-2,106,266.00	38,432,734.00	40,539,000.00	-2,106,266.00	0.00	0.00	38,432,734.00	1,824,871.74	1,290,893.03	0.00	0.00	2,915,794.77	1,450,461.74	986,593.03	0.00	0.00	2,437,054.77	0.00	35,516,969.23	478,710.00	0.00		
CO		0.00	0.00	0.00	0.00	0.00	0.00	0.00	0.00	0.00	0.00	0.00	0.00	0.00	0.00	0.00	0.00	0.00	0.00	0.00	0.00	0.00	0.00		
Locally-Funded Project(s)		77,500,000.00	-10,784,000.00	66,716,000.00	77,000,000.00	-10,264,000.00	0.00	0.00	66,736,000.00	0.00	9,240,000.00	0.00	0.00	9,240,000.00	0.00	0.00	0.00	0.00	0.00	0.00	57,486,000.00	0.00	9,240,000.00		
Completion of One (1) Storey Three (3) Classroom Machine and Automotive Shop - Phase 2																									
PS																									
MOOE																									
CO		6,000,000.00		6,000,000.00	6,000,000.00				6,000,000.00												6,000,000.00				
Completion of Dormitory and Cafeteria of Farm Technology Training Center for Pamplona Campus																									
PS																									
MOOE																									
CO		10,000,000.00	-4,500,000.00	5,500,000.00	10,000,000.00	-4,500,000.00			5,500,000.00												5,500,000.00				
Expansion of Criminology Gun Range Building - Phase 2																									
PS																									
MOOE																									
CO		10,000,000.00	-760,000.00	9,240,000.00	10,000,000.00	-760,000.00			9,240,000.00		9,240,000.00			9,240,000.00										9,240,000.00	
Procurement of Laboratory Equipment for Engineering, Agriculture, Pharmacy, Geology, Chemistry and other discipline																									
PS																									
MOOE																									
CO		51,000,000.00	-5,004,000.00	45,996,000.00	51,000,000.00	-5,004,000.00			45,996,000.00												45,996,000.00				
Conduct of Activities for Sports and Cultural Development																									
PS																									
MOOE		500,000.00	-500,000.00	0.00	0.00	0.00			0.00																
CO		0.00	0.00	0.00	0.00	0.00			0.00																
ADVANCED EDUCATION PROGRAM	3 02 00 0000	2,732,000.00	105,553.17	2,837,553.17	2,732,000.00	105,553.17	0.00	0.00	2,837,553.17	269,685.06	1,282,603.81	0.00	0.00	1,552,288.87	269,685.06	1,282,603.81	0.00	0.00	1,552,288.87	0.00	1,285,264.30	0.00	0.00		
Provision of Advanced Education Services	3 02 01 0000																								
PS		1,796,000.00	173,491.17	1,969,491.17	1,796,000.00	173,491.17	0.00	0.00	1,969,491.17	237,065.71	1,260,573.37	0.00	0.00	1,497,639.08	237,065.71	1,260,									

STATEMENT OF APPROPRIATIONS, ALLOTMENTS, OBLIGATIONS, DISBURSEMENTS AND BALANCES
As of the Quarter Ending June 30, 2020

Department : State Universities and Colleges
 Agency : NEGROS ORIENTAL STATE UNIVERSITY (NORSU)
 Operating Unit :
 Organization Code (UACS) : 08 072 00 00000
 Funding Source Code (as clustered) : Fund 101
 (e.g. Old Fund Code: 101,102, 151)

X	Current Year Appropriations
	Supplemental Appropriations
	Continuing Appropriations

Particulars	UACS CODE	Appropriations			Allotments			Current Year Obligations					Current Year Disbursements				Balances						
		Authorized Appropriation	Adjustments (Transfer To/From, Reassignment)	Adjusted Appropriations	Allotments Received	Adjustments (Withdrawal, Reassignment)	Transfer To	Transfer From	Adjusted Total Allotments	1st Quarter	2nd Quarter	3rd Quarter	4th Quarter	Total	1st Quarter	2nd Quarter	3rd Quarter	4th Quarter	Total	Unreleased Appropriations	Unobligated Allotment	Unpaid Obligations (15-20) = (23+24)	
										Ending March 31	Ending June 30	Ending Sept. 30	Ending Dec. 31		Ending March 31	Ending June 30	Ending Sept. 30	Ending Dec. 31				Due and Demandable	Not Yet Due and Demandable
1	2	3	4	5 = (3+4)	6	7	8	9	10 = (8+(-17) -8+9)	11	12	13	14	15 = (11+12+13+14)	16	17	18	19	20 = (16+17+18+19)	21=(5-10)	22=(10-15)	23	24
RLIP PS HEP	1 04 102	14,677,000.00	-10,334,521.60	4,342,478.40	14,677,000.00	-10,334,521.60	0.00	0.00	4,342,478.40	3,001,807.77	966,902.24	0.00	0.00	3,968,710.01	2,764,902.43	1,202,163.82	0.00	0.00	3,967,066.25	0.00	373,766.39	1,643.76	-0.00
RLIP PS AEP	1 04 102	76,000.00	-189.40	75,810.60	76,000.00	-189.40	0.00	0.00	75,810.60	68,688.24	7,122.36	0.00	0.00	75,810.60	10,272.62	65,537.98	0.00	0.00	75,810.60	0.00	0.00	0.00	0.00
RLIP PS RP	1 04 102	2,447,000.00	-1,807,083.00	639,917.00	2,447,000.00	-1,807,083.00	0.00	0.00	639,917.00	400,115.49	221,391.00	0.00	0.00	621,506.49	400,115.49	221,391.00	0.00	0.00	621,506.49	0.00	18,410.51	0.00	0.00
Sub-Total, Automatic Appropriations		19,116,000.00	-14,337,000.00	4,779,000.00	19,116,000.00	-14,337,000.00	0.00	0.00	4,779,000.00	3,977,503.52	1,172,094.56	0.00	0.00	5,149,598.08	3,659,639.00	1,488,315.32	0.00	0.00	5,147,954.32	0.00	-370,598.08	1,643.76	-0.00
PS		19,116,000.00	-14,337,000.00	4,779,000.00	19,116,000.00	-14,337,000.00	0.00	0.00	4,779,000.00	3,977,503.52	1,172,094.56	0.00	0.00	5,149,598.08	3,659,639.00	1,488,315.32	0.00	0.00	5,147,954.32	0.00	-370,598.08	1,643.76	-0.00
MCOE		0.00	0.00	0.00	0.00	0.00	0.00	0.00	0.00	0.00	0.00	0.00	0.00	0.00	0.00	0.00	0.00	0.00	0.00	0.00	0.00	0.00	0.00
CO		0.00	0.00	0.00	0.00	0.00	0.00	0.00	0.00	0.00	0.00	0.00	0.00	0.00	0.00	0.00	0.00	0.00	0.00	0.00	0.00	0.00	0.00
III. Special Purpose Fund (Please specify)		0.00	0.00	0.00	0.00	0.00	0.00	0.00	0.00	0.00	0.00	0.00	0.00	0.00	0.00	0.00	0.00	0.00	0.00	0.00	0.00	0.00	0.00
Sub-Total, Special Purpose Fund		0.00	0.00	0.00	0.00	0.00	0.00	0.00	0.00	0.00	0.00	0.00	0.00	0.00	0.00	0.00	0.00	0.00	0.00	0.00	0.00	0.00	0.00
GRAND TOTAL		554,442,000.00	-107,487,229.00	446,954,771.00	500,179,000.00	-53,224,229.00	0.00	0.00	446,954,771.00	88,887,121.20	94,255,446.73	0.00	0.00	183,142,567.93	83,546,838.97	89,006,233.00	0.00	0.00	172,553,071.87	0.00	263,812,203.07	1,255,111.86	9,334,384.00
PS		408,374,000.00	-91,532,022.00	316,841,978.00	355,611,000.00	-38,769,022.00	0.00	0.00	316,841,978.00	84,033,584.58	82,333,204.72	0.00	0.00	166,366,789.30	78,968,786.35	86,631,800.99	0.00	0.00	165,600,387.34	0.00	150,475,188.70	766,401.86	0.00
MCOE		69,068,000.00	-5,691,207.00	63,376,793.00	67,568,000.00	-4,191,207.00	0.00	0.00	63,376,793.00	4,853,536.62	2,682,242.01	0.00	0.00	7,535,778.63	4,578,052.62	2,374,632.01	0.00	0.00	6,952,684.34	0.00	55,841,014.37	488,710.00	94,384.00
CO		77,000,000.00	-10,264,000.00	66,736,000.00	77,000,000.00	-10,264,000.00	0.00	0.00	66,736,000.00	0.00	9,240,000.00	0.00	0.00	9,240,000.00	0.00	0.00	0.00	0.00	9,240,000.00	0.00	57,496,000.00	0.00	9,240,000.00
Recapitulation by MFO:		342,147,000.00	-12,727,829.83	329,419,170.17	340,647,000.00	-11,227,829.83	0.00	0.00	329,419,170.17	60,295,996.92	69,368,388.59	0.00	0.00	129,664,385.51	56,822,908.42	62,348,008.89	0.00	0.00	119,170,917.31	0.00	199,754,784.66	1,253,468.20	9,240,000.00
HIGHER EDUCATION PROGRAM		307,097,000.00	-12,050,121.00	295,046,879.00	306,597,000.00	-11,550,121.00	0.00	0.00	295,046,879.00	51,586,230.74	59,791,651.34	0.00	0.00	111,379,882.08	48,120,162.24	52,776,251.64	0.00	0.00	100,896,413.88	0.00	183,666,996.92	1,243,468.20	9,240,000.00
ADVANCED EDUCATION PROGRAM		2,732,000.00	105,553.17	2,837,553.17	2,732,000.00	105,553.17	0.00	0.00	2,837,553.17	269,685.06	1,282,603.81	0.00	0.00	1,552,288.87	269,885.06	1,282,603.81	0.00	0.00	1,552,288.87	0.00	1,285,264.30	0.00	0.00
RESEARCH PROGRAM		30,050,000.00	-578,122.00	29,471,878.00	29,050,000.00	421,878.00	0.00	0.00	29,471,878.00	8,332,237.41	8,240,072.55	0.00	0.00	16,572,309.96	8,327,217.41	8,235,092.55	0.00	0.00	16,562,309.96	0.00	12,899,568.04	10,000.00	0.00
EXTENSION PROGRAM		2,268,000.00	-205,140.00	2,062,860.00	2,268,000.00	-205,140.00	0.00	0.00	2,062,860.00	105,843.71	54,060.89	0.00	0.00	159,904.60	105,843.71	54,060.89	0.00	0.00	159,904.60	0.00	1,902,955.40	0.00	0.00

Certified Correct:  MARIA JONAMIE T. LIMATOC, CPA Acting University Budget Officer Date:	Certified Correct:  MAURICE ANAVER B. DORDADO, CPA University Chief Accountant Date:	Certified Correct:  RENE BOY A. CATUBIG, CPA Acting Chief Administrative Officer-Finance Date:
Approved By:  FOR: JODEL P. LIMSON, Ph. D. University President Date:		