

MONTHLY REPORT OF DISBURSEMENTS
For the month of July 2020


Department : State Universities and Colleges (SUCs)
 Agency/Entity : Negros Oriental State University
 Operating Unit : < not applicable >
 Organization Code : 08 072 0000000
 Fund Cluster : 01 Regular Agency Fund

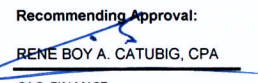
Particulars	Current Year Budget					Prior Year's Budget											SUB-TOTAL	Trust Liabilities				Grand Total					Remarks		
	PS	MOOE	FinEx	CO	TOTAL	Prior Year's Accounts Payable					Current Year's Accounts Payable							PS	MOOE	CO	TOTAL	PS	MOOE	FinEx	CO	TOTAL			
						PS	MOOE	FinEx	CO	Sub-Total	PS	MOOE	FinEx	CO	Sub-Total	PS												MOOE	FinEx
1	2	3	4	5	6=(2+3+4+5)	7	8	9	10	11=(7+8+9+10)	12	13	14	15	16=(12+13+14+15)	17=(11+16)	18=(6+17)	19	20	21	22=(19+20+21)	23	24	25	26	27=(23+24+25+26)	28		
CASH DISBURSEMENTS	12,222,213.12	875,186.05	0.00	491,216.51	13,588,615.68	0.00	0.00	0.00	0.00	0.00	0.00	0.00	0.00	0.00	0.00	0.00	13,588,615.68	0.00	0.00	0.00	0.00	12,222,213.12	875,186.05	0.00	491,216.51	13,588,615.68			
Notice of Cash Allocation (NCA)	12,222,213.12	875,186.05	0.00	491,216.51	13,588,615.68	0.00	0.00	0.00	0.00	0.00	0.00	0.00	0.00	0.00	0.00	0.00	13,588,615.68	0.00	0.00	0.00	0.00	12,222,213.12	875,186.05	0.00	491,216.51	13,588,615.68			
MDS Checks Issued	12,222,213.12	875,186.05	0.00	491,216.51	13,588,615.68	0.00	0.00	0.00	0.00	0.00	0.00	0.00	0.00	0.00	0.00	0.00	13,588,615.68	0.00	0.00	0.00	0.00	12,222,213.12	875,186.05	0.00	491,216.51	13,588,615.68			
Advice to Debit Account	0.00	0.00	0.00	0.00	0.00	0.00	0.00	0.00	0.00	0.00	0.00	0.00	0.00	0.00	0.00	0.00	0.00	0.00	0.00	0.00	0.00	0.00	0.00	0.00	0.00	0.00	0.00		
Notice of Transfer Allocations (NTA)	0.00	0.00	0.00	0.00	0.00	0.00	0.00	0.00	0.00	0.00	0.00	0.00	0.00	0.00	0.00	0.00	0.00	0.00	0.00	0.00	0.00	0.00	0.00	0.00	0.00	0.00	0.00	0.00	
MDS Checks Issued	0.00	0.00	0.00	0.00	0.00	0.00	0.00	0.00	0.00	0.00	0.00	0.00	0.00	0.00	0.00	0.00	0.00	0.00	0.00	0.00	0.00	0.00	0.00	0.00	0.00	0.00	0.00	0.00	
Advice to Debit Account	0.00	0.00	0.00	0.00	0.00	0.00	0.00	0.00	0.00	0.00	0.00	0.00	0.00	0.00	0.00	0.00	0.00	0.00	0.00	0.00	0.00	0.00	0.00	0.00	0.00	0.00	0.00	0.00	
Working Fund for FAPs	0.00	0.00	0.00	0.00	0.00	0.00	0.00	0.00	0.00	0.00	0.00	0.00	0.00	0.00	0.00	0.00	0.00	0.00	0.00	0.00	0.00	0.00	0.00	0.00	0.00	0.00	0.00	0.00	
Cash Disbursement Ceiling (CDC)	0.00	0.00	0.00	0.00	0.00	0.00	0.00	0.00	0.00	0.00	0.00	0.00	0.00	0.00	0.00	0.00	0.00	0.00	0.00	0.00	0.00	0.00	0.00	0.00	0.00	0.00	0.00	0.00	
TOTAL CASH DISBURSEMENTS	12,222,213.12	875,186.05	0.00	491,216.51	13,588,615.68	0.00	0.00	0.00	0.00	0.00	0.00	0.00	0.00	0.00	0.00	0.00	13,588,615.68	0.00	0.00	0.00	0.00	12,222,213.12	875,186.05	0.00	491,216.51	13,588,615.68			
NON-CASH DISBURSEMENTS	1,326,363.37	1,197.33	0.00	44,728.67	1,372,289.37	0.00	0.00	0.00	0.00	0.00	0.00	0.00	0.00	0.00	0.00	0.00	1,372,289.37	0.00	0.00	0.00	0.00	1,326,363.37	1,197.33	0.00	44,728.67	1,372,289.37			
Tax Remittance Advices Issued (TRA)	1,326,363.37	1,197.33	0.00	44,728.67	1,372,289.37	0.00	0.00	0.00	0.00	0.00	0.00	0.00	0.00	0.00	0.00	0.00	1,372,289.37	0.00	0.00	0.00	0.00	1,326,363.37	1,197.33	0.00	44,728.67	1,372,289.37			
Non-Cash Availment Authority (NCAA)	0.00	0.00	0.00	0.00	0.00	0.00	0.00	0.00	0.00	0.00	0.00	0.00	0.00	0.00	0.00	0.00	0.00	0.00	0.00	0.00	0.00	0.00	0.00	0.00	0.00	0.00	0.00	0.00	
Disbursements effected through outright deductions from claims (please specify...)	0.00	0.00	0.00	0.00	0.00	0.00	0.00	0.00	0.00	0.00	0.00	0.00	0.00	0.00	0.00	0.00	0.00	0.00	0.00	0.00	0.00	0.00	0.00	0.00	0.00	0.00	0.00	0.00	
Overpayment of expenses(e.g. personnel benefits)	0.00	0.00	0.00	0.00	0.00	0.00	0.00	0.00	0.00	0.00	0.00	0.00	0.00	0.00	0.00	0.00	0.00	0.00	0.00	0.00	0.00	0.00	0.00	0.00	0.00	0.00	0.00	0.00	
Restitution for loss of government property	0.00	0.00	0.00	0.00	0.00	0.00	0.00	0.00	0.00	0.00	0.00	0.00	0.00	0.00	0.00	0.00	0.00	0.00	0.00	0.00	0.00	0.00	0.00	0.00	0.00	0.00	0.00	0.00	
Liquidated damages and similar claims	0.00	0.00	0.00	0.00	0.00	0.00	0.00	0.00	0.00	0.00	0.00	0.00	0.00	0.00	0.00	0.00	0.00	0.00	0.00	0.00	0.00	0.00	0.00	0.00	0.00	0.00	0.00	0.00	
Others(TEF, BTR-Documentary Stamp Tax, etc.)	0.00	0.00	0.00	0.00	0.00	0.00	0.00	0.00	0.00	0.00	0.00	0.00	0.00	0.00	0.00	0.00	0.00	0.00	0.00	0.00	0.00	0.00	0.00	0.00	0.00	0.00	0.00	0.00	
TOTAL NON-CASH DISBURSEMENTS	1,326,363.37	1,197.33	0.00	44,728.67	1,372,289.37	0.00	0.00	0.00	0.00	0.00	0.00	0.00	0.00	0.00	0.00	0.00	1,372,289.37	0.00	0.00	0.00	0.00	1,326,363.37	1,197.33	0.00	44,728.67	1,372,289.37			
GRAND TOTAL	13,548,576.49	876,383.38	0.00	535,945.18	14,960,905.05	0.00	0.00	0.00	0.00	0.00	0.00	0.00	0.00	0.00	0.00	0.00	14,960,905.05	0.00	0.00	0.00	0.00	13,548,576.49	876,383.38	0.00	535,945.18	14,960,905.05			

SUMMARY

Particulars	Previous Report	This Month	As at Date
(1)	(2)	(3)	(4)
Total Disbursement Authorities Received	238,229,795.79	111,693,289.37	349,923,085.16
NCA	228,210,000.00	110,321,000.00	338,531,000.00
NTA	0.00	0.00	-
Working Fund	0.00	0.00	-
TRA	10,019,795.79	1,372,289.37	11,392,085.16
CDC	0.00	0.00	-
NCAA	0.00	0.00	-
Less: Notice of Transfer of Allocations (NTA)* issued	0.00	0.00	-
Total Disbursement Authorities Available	238,229,795.79	111,693,289.37	349,923,085.16
Less:	0.00	0.00	-
Lapsed NCA	667,400.47	28,649,679.79	29,317,080.26
Disbursements	209,828,355.35	14,960,905.05	224,789,260.40
Less: Other Non-Cash Disbursements	0.00	0.00	-
Disbursements effected through outright deductions from claims	0.00	0.00	-
Overpayment of expenses(e.g. personnel benefits)	0.00	0.00	-
Restitution for loss of government property	0.00	0.00	-
Liquidated damages and similar claims	0.00	0.00	-
Others (e.g. TEF, BTR, Docs Stamp, etc.)	0.00	0.00	-
Add/Less: Adjustments (e.g. cancelled/staled checks)	0.00	0.00	-
Balance of Disbursement Authorities as at date	27,734,039.97	68,082,704.53	95,816,744.50
Total Disbursements Program	238,229,795.79	111,693,289.37	349,923,085.16
Less: *Actual Disbursements	209,828,355.35	14,960,905.05	224,789,260.40
(Over)/Under spending	28,401,440.44	96,732,384.32	125,133,824.76

Notes: * The use of NTA is discouraged
 Notes: ** Amounts should tally with the grand total disbursement (column 27).

Certified Correct:

 MAURICE ANN VERNE BORJADO, CPA
 CHIEF ACCOUNTANT
 Date: 10/27/2020

Recommending Approval:

 RENE BOY A. CATUBIG, CPA
 CAO-FINANCE
 Date: 10/27/2020

Approved By:

 JOEL P. LIMSON, Ph. D.
 UNIVERSITY PRESIDENT
 Date: 10/27/2020


MONTHLY REPORT OF DISBURSEMENTS
For the month of August 2020

Department : State Universities and Colleges (SUCs)
 Agency/Entity : Negros Oriental State University
 Operating Unit : < not applicable >
 Organization Code : 08 072 000000
 Fund Cluster : 01 Regular Agency Fund


Particulars	Current Year Budget																SUB-TOTAL	Trust Liabilities				Grand Total					Remarks
	Current Year Budget					Prior Year's Accounts Payable					Current Year's Accounts Payable							PS	MOOE	CO	TOTAL	PS	MOOE	FinEx	CO	TOTAL	
	PS	MOOE	FinEx	CO	TOTAL	PS	MOOE	FinEx	CO	Sub-Total	PS	MOOE	FinEx	CO	Sub-Total												
	2	3	4	5	6=(2+3+4+5)	7	8	9	10	11=(7+8+9+10)	12	13	14	15	16=(12+13+14+15)	17=(11+16)											
1	2	3	4	5	6=(2+3+4+5)	7	8	9	10	11=(7+8+9+10)	12	13	14	15	16=(12+13+14+15)	17=(11+16)	18=(6+17)	19	20	21	22=(19+20+21)	23	24	25	26	27=(23+24+25+26)	28
CASH DISBURSEMENTS	29,612,528.82	2,166,913.51	0.00	3,235,307.75	35,014,750.08	0.00	0.00	0.00	0.00	0.00	0.00	0.00	0.00	0.00	0.00	0.00	35,014,750.08	0.00	0.00	0.00	0.00	29,612,528.82	2,166,913.51	0.00	3,235,307.75	35,014,750.08	
Notice of Cash Allocation (NCA)	29,612,528.82	2,166,913.51	0.00	3,235,307.75	35,014,750.08	0.00	0.00	0.00	0.00	0.00	0.00	0.00	0.00	0.00	0.00	0.00	35,014,750.08	0.00	0.00	0.00	0.00	29,612,528.82	2,166,913.51	0.00	3,235,307.75	35,014,750.08	
MDS Checks Issued	29,612,528.82	2,166,913.51	0.00	3,235,307.75	35,014,750.08	0.00	0.00	0.00	0.00	0.00	0.00	0.00	0.00	0.00	0.00	0.00	35,014,750.08	0.00	0.00	0.00	0.00	29,612,528.82	2,166,913.51	0.00	3,235,307.75	35,014,750.08	
Advice to Debit Account	0.00	0.00	0.00	0.00	0.00	0.00	0.00	0.00	0.00	0.00	0.00	0.00	0.00	0.00	0.00	0.00	0.00	0.00	0.00	0.00	0.00	0.00	0.00	0.00	0.00	0.00	0.00
Notice of Transfer Allocations (NTA)	0.00	0.00	0.00	0.00	0.00	0.00	0.00	0.00	0.00	0.00	0.00	0.00	0.00	0.00	0.00	0.00	0.00	0.00	0.00	0.00	0.00	0.00	0.00	0.00	0.00	0.00	0.00
MDS Checks Issued	0.00	0.00	0.00	0.00	0.00	0.00	0.00	0.00	0.00	0.00	0.00	0.00	0.00	0.00	0.00	0.00	0.00	0.00	0.00	0.00	0.00	0.00	0.00	0.00	0.00	0.00	0.00
Advice to Debit Account	0.00	0.00	0.00	0.00	0.00	0.00	0.00	0.00	0.00	0.00	0.00	0.00	0.00	0.00	0.00	0.00	0.00	0.00	0.00	0.00	0.00	0.00	0.00	0.00	0.00	0.00	0.00
Working Fund for FAPs	0.00	0.00	0.00	0.00	0.00	0.00	0.00	0.00	0.00	0.00	0.00	0.00	0.00	0.00	0.00	0.00	0.00	0.00	0.00	0.00	0.00	0.00	0.00	0.00	0.00	0.00	0.00
Cash Disbursement Ceiling (CDC)	0.00	0.00	0.00	0.00	0.00	0.00	0.00	0.00	0.00	0.00	0.00	0.00	0.00	0.00	0.00	0.00	0.00	0.00	0.00	0.00	0.00	0.00	0.00	0.00	0.00	0.00	0.00
TOTAL CASH DISBURSEMENTS	29,612,528.82	2,166,913.51	0.00	3,235,307.75	35,014,750.08	0.00	0.00	0.00	0.00	0.00	0.00	0.00	0.00	0.00	0.00	0.00	35,014,750.08	0.00	0.00	0.00	0.00	29,612,528.82	2,166,913.51	0.00	3,235,307.75	35,014,750.08	
NON-CASH DISBURSEMENTS	3,156,137.78	24,140.86	0.00	168,114.44	3,348,393.08	0.00	0.00	0.00	0.00	0.00	0.00	0.00	0.00	0.00	0.00	0.00	3,348,393.08	0.00	0.00	0.00	0.00	3,156,137.78	24,140.86	0.00	168,114.44	3,348,393.08	
Tax Remittance Advices Issued (TRA)	3,156,137.78	24,140.86	0.00	168,114.44	3,348,393.08	0.00	0.00	0.00	0.00	0.00	0.00	0.00	0.00	0.00	0.00	0.00	3,348,393.08	0.00	0.00	0.00	0.00	3,156,137.78	24,140.86	0.00	168,114.44	3,348,393.08	
Non-Cash Availment Authority (NCAA)	0.00	0.00	0.00	0.00	0.00	0.00	0.00	0.00	0.00	0.00	0.00	0.00	0.00	0.00	0.00	0.00	0.00	0.00	0.00	0.00	0.00	0.00	0.00	0.00	0.00	0.00	0.00
Disbursements effected through outright deductions from claims (please specify...)	0.00	0.00	0.00	0.00	0.00	0.00	0.00	0.00	0.00	0.00	0.00	0.00	0.00	0.00	0.00	0.00	0.00	0.00	0.00	0.00	0.00	0.00	0.00	0.00	0.00	0.00	0.00
Overpayment of expenses(e.g. personnel benefits)	0.00	0.00	0.00	0.00	0.00	0.00	0.00	0.00	0.00	0.00	0.00	0.00	0.00	0.00	0.00	0.00	0.00	0.00	0.00	0.00	0.00	0.00	0.00	0.00	0.00	0.00	0.00
Restitution for loss of government property	0.00	0.00	0.00	0.00	0.00	0.00	0.00	0.00	0.00	0.00	0.00	0.00	0.00	0.00	0.00	0.00	0.00	0.00	0.00	0.00	0.00	0.00	0.00	0.00	0.00	0.00	0.00
Liquidated damages and similar claims	0.00	0.00	0.00	0.00	0.00	0.00	0.00	0.00	0.00	0.00	0.00	0.00	0.00	0.00	0.00	0.00	0.00	0.00	0.00	0.00	0.00	0.00	0.00	0.00	0.00	0.00	0.00
Others (TEF, BTr-Documentary Stamp Tax, etc.)	0.00	0.00	0.00	0.00	0.00	0.00	0.00	0.00	0.00	0.00	0.00	0.00	0.00	0.00	0.00	0.00	0.00	0.00	0.00	0.00	0.00	3,156,137.78	24,140.86	0.00	168,114.44	3,348,393.08	
TOTAL NON-CASH DISBURSEMENTS	3,156,137.78	24,140.86	0.00	168,114.44	3,348,393.08	0.00	0.00	0.00	0.00	0.00	0.00	0.00	0.00	0.00	0.00	0.00	3,348,393.08	0.00	0.00	0.00	0.00	3,156,137.78	24,140.86	0.00	168,114.44	3,348,393.08	
GRAND TOTAL	32,768,666.60	2,191,054.37	0.00	3,403,422.19	38,363,143.16	0.00	0.00	0.00	0.00	0.00	0.00	0.00	0.00	0.00	0.00	0.00	38,363,143.16	0.00	0.00	0.00	0.00	32,768,666.60	2,191,054.37	0.00	3,403,422.19	38,363,143.16	

Particulars	Previous Report (2)	This Month (3)	As at Date (4)
Total Disbursement Authorities Received	349,923,085.16	3,348,393.08	353,271,478.24
NCA	338,531,000.00	0.00	338,531,000.00
NTA	0.00	0.00	-
Working Fund	11,392,085.16	3,348,393.08	14,740,478.24
TRA	0.00	0.00	-
CDC	0.00	0.00	-
NCAA	0.00	0.00	-
Less: Notice of Transfer of Allocations (NTA) issued	349,923,085.16	3,348,393.08	353,271,478.24
Total Disbursement Authorities Available	0.00	0.00	-
Less:	29,317,080.26	0.00	29,317,080.26
Lapsed NCA	224,789,260.40	38,363,143.16	263,152,403.56
Disbursements	0.00	0.00	-
Less: Other Non-Cash Disbursements	0.00	0.00	-
Disbursements effected through outright deductions from claims	0.00	0.00	-
Overpayment of expenses(e.g. personnel benefits)	0.00	0.00	-
Restitution for loss of government property	0.00	0.00	-
Liquidated damages and similar claims	0.00	0.00	-
Others (e.g. TEF, BTr, Docs Stamp, etc.)	0.00	0.00	-
Add/Less: Adjustments (e.g. cancelled/staled checks)	95,816,744.50	(35,014,750.08)	60,801,994.42
Balance of Disbursement Authorities as at date	349,923,085.16	3,348,393.08	353,271,478.24
Total Disbursements Program	224,789,260.40	38,363,143.16	263,152,403.56
Less: Actual Disbursements	125,133,824.76	(35,014,750.08)	90,119,074.68


Notes: * The use of NTA is discouraged
 Notes: ** Amounts should tally with the grand total disbursement (column 27).

Certified Correct:

 MAURICE ANAVER B. DORADO, CPA
 CHIEF ACCOUNTANT
 Date: 10/27/2020

Recommending Approval:


 RENE BOY A. CATUBIG, CPA
 CAO-FINANCE
 Date: 10/27/2020

Approved By:


 JOEL P. LIMSON, Ph. D.
 UNIVERSITY PRESIDENT
 Date: 10/27/2020

MONTHLY REPORT OF DISBURSEMENTS

For the month of September 2020


Department : State Universities and Colleges (SUCs)
 Agency/Entity : Negros Oriental State University
 Operating Unit : < not applicable >
 Organization Code : 08 072 0000000
 Fund Cluster : 01 Regular Agency Fund

Particulars	Current Year Budget					Prior Year's Budget											SUB-TOTAL	Trust Liabilities				Grand Total					Remarks	
	PS	MOOE	FinEx	CO	TOTAL	Prior Year's Accounts Payable					Current Year's Accounts Payable					TOTAL		PS	MOOE	CO	TOTAL	PS	MOOE	FinEx	CO	TOTAL		
						PS	MOOE	FinEx	CO	Sub-Total	PS	MOOE	FinEx	CO	Sub-Total													16=(12+13+14+15)
1	2	3	4	5	6=(2+3+4+5)	7	8	9	10	11=(7+8+9+10)	12	13	14	15	16=(12+13+14+15)	17=(11+16)	18=(6+17)	19	20	21	22=(19+20+21)	23	24	25	26	27=(23+24+25+26)	28	
CASH DISBURSEMENTS	29,848,248.74	7,922,307.75	0.00	2,070,261.52	39,840,818.01	0.00	0.00	0.00	0.00	0.00	0.00	0.00	0.00	0.00	0.00	0.00	39,840,818.01	0.00	0.00	0.00	0.00	29,848,248.74	7,922,307.75	0.00	2,070,261.52	39,840,818.01		
Notice of Cash Allocation (NCA)	29,848,248.74	7,922,307.75	0.00	2,070,261.52	39,840,818.01	0.00	0.00	0.00	0.00	0.00	0.00	0.00	0.00	0.00	0.00	0.00	39,840,818.01	0.00	0.00	0.00	0.00	29,848,248.74	7,922,307.75	0.00	2,070,261.52	39,840,818.01		
MDS Checks Issued	29,848,248.74	7,922,307.75	0.00	2,070,261.52	39,840,818.01	0.00	0.00	0.00	0.00	0.00	0.00	0.00	0.00	0.00	0.00	0.00	39,840,818.01	0.00	0.00	0.00	0.00	29,848,248.74	7,922,307.75	0.00	2,070,261.52	39,840,818.01		
Advice to Debit Account	0.00	0.00	0.00	0.00	0.00	0.00	0.00	0.00	0.00	0.00	0.00	0.00	0.00	0.00	0.00	0.00	0.00	0.00	0.00	0.00	0.00	0.00	0.00	0.00	0.00	0.00	0.00	
Notice of Transfer Allocations (NTA)	0.00	0.00	0.00	0.00	0.00	0.00	0.00	0.00	0.00	0.00	0.00	0.00	0.00	0.00	0.00	0.00	0.00	0.00	0.00	0.00	0.00	0.00	0.00	0.00	0.00	0.00	0.00	0.00
MDS Checks Issued	0.00	0.00	0.00	0.00	0.00	0.00	0.00	0.00	0.00	0.00	0.00	0.00	0.00	0.00	0.00	0.00	0.00	0.00	0.00	0.00	0.00	0.00	0.00	0.00	0.00	0.00	0.00	0.00
Advice to Debit Account	0.00	0.00	0.00	0.00	0.00	0.00	0.00	0.00	0.00	0.00	0.00	0.00	0.00	0.00	0.00	0.00	0.00	0.00	0.00	0.00	0.00	0.00	0.00	0.00	0.00	0.00	0.00	0.00
Working Fund for FAPs	0.00	0.00	0.00	0.00	0.00	0.00	0.00	0.00	0.00	0.00	0.00	0.00	0.00	0.00	0.00	0.00	0.00	0.00	0.00	0.00	0.00	0.00	0.00	0.00	0.00	0.00	0.00	0.00
Cash Disbursement Ceiling (CDC)	0.00	0.00	0.00	0.00	0.00	0.00	0.00	0.00	0.00	0.00	0.00	0.00	0.00	0.00	0.00	0.00	0.00	0.00	0.00	0.00	0.00	0.00	0.00	0.00	0.00	0.00	0.00	0.00
TOTAL CASH DISBURSEMENTS	29,848,248.74	7,922,307.75	0.00	2,070,261.52	39,840,818.01	0.00	0.00	0.00	0.00	0.00	0.00	0.00	0.00	0.00	0.00	0.00	39,840,818.01	0.00	0.00	0.00	0.00	29,848,248.74	7,922,307.75	0.00	2,070,261.52	39,840,818.01		
NON-CASH DISBURSEMENTS	1,715,679.49	195,412.26	0.00	172,672.86	2,083,764.61	0.00	0.00	0.00	0.00	0.00	0.00	0.00	0.00	0.00	0.00	0.00	2,083,764.61	0.00	0.00	0.00	0.00	1,715,679.49	195,412.26	0.00	172,672.86	2,083,764.61		
Tax Remittance Advices Issued (TRA)	1,715,679.49	195,412.26	0.00	172,672.86	2,083,764.61	0.00	0.00	0.00	0.00	0.00	0.00	0.00	0.00	0.00	0.00	0.00	2,083,764.61	0.00	0.00	0.00	0.00	1,715,679.49	195,412.26	0.00	172,672.86	2,083,764.61		
Non-Cash Availment Authority (NCAA)	0.00	0.00	0.00	0.00	0.00	0.00	0.00	0.00	0.00	0.00	0.00	0.00	0.00	0.00	0.00	0.00	0.00	0.00	0.00	0.00	0.00	0.00	0.00	0.00	0.00	0.00	0.00	
Disbursements effected through outright deductions from claims (please specify...)	0.00	0.00	0.00	0.00	0.00	0.00	0.00	0.00	0.00	0.00	0.00	0.00	0.00	0.00	0.00	0.00	0.00	0.00	0.00	0.00	0.00	0.00	0.00	0.00	0.00	0.00	0.00	
Overpayment of expenses(e.g. personnel benefits)	0.00	0.00	0.00	0.00	0.00	0.00	0.00	0.00	0.00	0.00	0.00	0.00	0.00	0.00	0.00	0.00	0.00	0.00	0.00	0.00	0.00	0.00	0.00	0.00	0.00	0.00	0.00	0.00
Restitution for loss of government property	0.00	0.00	0.00	0.00	0.00	0.00	0.00	0.00	0.00	0.00	0.00	0.00	0.00	0.00	0.00	0.00	0.00	0.00	0.00	0.00	0.00	0.00	0.00	0.00	0.00	0.00	0.00	0.00
Liquidated damages and similar claims	0.00	0.00	0.00	0.00	0.00	0.00	0.00	0.00	0.00	0.00	0.00	0.00	0.00	0.00	0.00	0.00	0.00	0.00	0.00	0.00	0.00	0.00	0.00	0.00	0.00	0.00	0.00	0.00
Others(TEF, BTR-Documentary Stamp Tax, etc.)	0.00	0.00	0.00	0.00	0.00	0.00	0.00	0.00	0.00	0.00	0.00	0.00	0.00	0.00	0.00	0.00	0.00	0.00	0.00	0.00	0.00	0.00	0.00	0.00	0.00	0.00	0.00	0.00
TOTAL NON-CASH DISBURSEMENTS	1,715,679.49	195,412.26	0.00	172,672.86	2,083,764.61	0.00	0.00	0.00	0.00	0.00	0.00	0.00	0.00	0.00	0.00	0.00	2,083,764.61	0.00	0.00	0.00	0.00	1,715,679.49	195,412.26	0.00	172,672.86	2,083,764.61		
GRAND TOTAL	31,563,928.23	8,117,720.01	0.00	2,242,934.38	41,924,582.62	0.00	0.00	0.00	0.00	0.00	0.00	0.00	0.00	0.00	0.00	0.00	41,924,582.62	0.00	0.00	0.00	0.00	31,563,928.23	8,117,720.01	0.00	2,242,934.38	41,924,582.62		

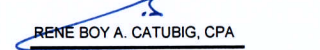
SUMMARY


Particulars	Previous Report	This Month	As at Date
(1)	(2)	(3)	(4)
Total Disbursement Authorities Received	353,271,478.24	2,083,764.61	355,355,242.85
NCA	338,531,000.00	0.00	338,531,000.00
NTA	0.00	0.00	-
Working Fund	0.00	0.00	-
TRA	14,740,478.24	2,083,764.61	16,824,242.85
CDC	0.00	0.00	-
NCAA	0.00	0.00	-
Less: Notice of Transfer of Allocations (NTA)* issued	0.00	0.00	-
Total Disbursement Authorities Available	353,271,478.24	2,083,764.61	355,355,242.85
Less:	0.00	0.00	-
Lapsed NCA	29,317,080.26	0.00	29,317,080.26
Disbursements	263,152,403.56	41,924,582.62	305,076,986.18
Less: Other Non-Cash Disbursements	0.00	0.00	-
Disbursements effected through outright deductions from claims	0.00	0.00	-
Overpayment of expenses(e.g. personnel benefits)	0.00	0.00	-
Restitution for loss of government property	0.00	0.00	-
Liquidated damages and similar claims	0.00	0.00	-
Others (e.g. TEF, BTR, Docs Stamp, etc.)	0.00	0.00	-
Add/Less: Adjustments (e.g. cancelled/staled checks)	0.00	0.00	-
Balance of Disbursement Authorities as at date	60,801,994.42	(39,840,818.01)	20,961,176.41
Total Disbursements Program	353,271,478.24	2,083,764.61	355,355,242.85
Less: *Actual Disbursements	263,152,403.56	41,924,582.62	305,076,986.18
(Over)/Under spending	90,119,074.68	(39,840,818.01)	50,278,256.67

Notes: * The use of NTA is discouraged
 Notes: ** Amounts should tally with the grand total disbursement (column 27).

Certified Correct:

 MAURICE ANAVER B. DORDADO, CPA
 CHIEF ACCOUNTANT
 Date: 10/27/2020

Recommending Approval:


 RENE BOY A. CATUBIG, CPA
 CAO-FINANCE
 Date: 10/27/2020

Approved By:

 JOEL P. LIMSON, Ph. D.
 UNIVERSITY PRESIDENT
 Date: 10/27/2020