

STATEMENT OF APPROVED BUDGET, UTILIZATIONS, DISBURSEMENTS AND BALANCES
As of December 31, 2017

Department: State Universities and Colleges (SUCs)

Agency: Negros Oriental State University

Operating Unit: N/A


Organization Code (UACS): 080720000000

Report Status: SUBMITTED

PARTICULARS	UACS CODE	APPROVED BUDGET			BUDGET UTILIZATION					DISBURSEMENTS					BALANCES		
		Approved Budgeted Revenue	Adjustments (Additions, Reduction, Realignment)	Adjusted Budgeted Revenue	1st Quarter Ending March 31	2nd Quarter Ending June 30	3rd Quarter Ending Sept. 30	4th Quarter Ending Dec. 31	Total	1st Quarter Ending March 31	2nd Quarter Ending June 30	3rd Quarter Ending Sept. 30	4th Quarter Ending Dec. 31	Total	Unutilized Budget	Unpaid Utilizations	
																Due and Demandable / Accounts Payable	Not Yet Due and Demandable
1	2	3	4	5=[3+(-)4]	6	7	8	9	10=(6+7+8+9)	11	12	13	14	15=(11+12+13+14)	16=(5-10)	17	18
I. Agency Approved Budget																	
Internally Generated Income	05206441	846,133,000.00	1,709,000.00	847,842,000.00	63,401,152.00	30,761,137.58	37,831,758.16	75,927,616.64	207,921,664.38	54,722,433.93	28,093,334.56	39,432,940.35	34,311,539.22	156,560,248.06	639,920,335.62	5,007,200.61	46,354,215.71
General Administration and Support	00000100000000	128,497,000.00	(50,000.00)	128,447,000.00	4,338,032.52	5,710,498.04	7,424,131.83	10,179,586.24	27,652,248.63	4,177,187.52	5,395,485.80	6,586,880.92	7,989,049.76	24,148,604.00	100,794,751.37	1,057,555.78	2,446,088.85
General Management and Supervision	10300100010000	128,497,000.00	(50,000.00)	128,447,000.00	4,338,032.52	5,710,498.04	7,424,131.83	10,179,586.24	27,652,248.63	4,177,187.52	5,395,485.80	6,586,880.92	7,989,049.76	24,148,604.00	100,794,751.37	1,057,555.78	2,446,088.85
PS		10,164,000.00		10,164,000.00	1,015,152.23	1,387,184.64	1,231,890.83	1,749,494.05	5,383,721.75	903,007.23	1,352,776.40	1,303,255.07	1,736,644.18	5,295,682.88	4,780,278.25	88,038.87	
MOOE		92,669,000.00		92,669,000.00	3,279,180.29	4,323,313.40	4,924,497.80	6,691,425.89	19,218,417.38	3,274,180.29	4,042,709.40	4,926,163.05	5,346,581.58	17,589,634.32	73,450,582.62	955,716.91	673,066.15
CO		25,664,000.00	(50,000.00)	25,614,000.00	43,700.00		1,267,743.20	1,738,666.30	3,050,109.50			357,462.80	905,824.00	1,263,286.80	22,563,890.50	13,800.00	1,773,022.70
Support to Operations	00000200000000	206,650,000.00	(11,000.00)	206,639,000.00	13,690,974.78	1,824,255.08	3,665,226.71	14,732,246.43	33,912,703.00	13,371,967.78	1,716,524.08	2,721,254.21	3,026,345.58	20,836,091.65	172,726,297.00	606,909.79	12,469,701.56
Auxiliary Services	26400200010000	206,650,000.00	(11,000.00)	206,639,000.00	13,690,974.78	1,824,255.08	3,665,226.71	14,732,246.43	33,912,703.00	13,371,967.78	1,716,524.08	2,721,254.21	3,026,345.58	20,836,091.65	172,726,297.00	606,909.79	12,469,701.56
PS		1,268,000.00	12,500.00	1,280,500.00		23,240.00	3,000.00	9,500.00	35,740.00				9,500.00		1,244,760.00		
MOOE		110,427,000.00	(23,500.00)	110,403,500.00	6,890,974.78	1,715,226.08	3,255,954.71	6,937,353.43	18,799,509.00	6,571,967.78	1,693,284.08	2,598,965.21	2,915,276.58	13,779,493.65	91,603,991.00	399,513.79	4,620,501.56
CO		94,955,000.00		94,955,000.00	6,800,000.00	85,789.00	406,272.00	7,785,393.00	15,077,454.00	6,800,000.00		119,289.00	101,569.00	7,020,858.00	79,877,546.00	207,396.00	7,849,200.00
Operations	00000300000000	510,986,000.00	1,770,000.00	512,756,000.00	45,372,144.70	23,226,384.46	26,742,399.62	51,015,783.97	146,356,712.75	37,173,278.63	20,981,324.68	30,124,805.22	23,296,143.88	111,575,552.41	366,399,287.25	3,342,735.04	31,438,425.30
MFO 1: HIGHER EDUCATION SERVICES	00000301000000	427,817,000.00	1,334,000.00	429,151,000.00	44,603,245.34	18,997,618.67	25,467,657.81	49,283,036.81	138,351,558.63	36,412,479.27	19,567,458.89	26,432,660.24	21,690,736.62	104,103,335.02	290,799,441.37	3,295,002.71	30,953,220.90
Provision of Higher Education Services Including P18,119,000 for Scholarships of Poor and Deserving Students (Expanded Students' Grants-In-Aid Program for Poverty Alleviation-ESGP-PA) and P50,321,000 for Tulong Dunong	26400301010000	427,817,000.00	1,334,000.00	429,151,000.00	44,603,245.34	18,997,618.67	25,467,657.81	49,283,036.81	138,351,558.63	36,412,479.27	19,567,458.89	26,432,660.24	21,690,736.62	104,103,335.02	290,799,441.37	3,295,002.71	30,953,220.90
PS		93,165,000.00	418,500.00	93,583,500.00	13,634,199.22	13,189,192.02	16,344,548.45	14,365,079.42	57,533,019.11	13,504,505.42	12,822,929.72	16,539,496.67	12,923,214.43	55,790,146.24	36,050,480.89	1,665,183.04	77,689.83
MOOE		172,941,000.00	525,741.60	173,466,741.60	13,150,869.12	4,264,676.65	5,927,690.16	10,712,854.89	34,056,090.82	10,741,796.85	5,562,529.17	3,625,364.17	7,696,869.19	27,626,559.38	139,410,650.78	631,378.67	5,798,152.77
CO		161,711,000.00	389,758.40	162,100,758.40	17,818,177.00	1,543,750.00	3,195,419.20	24,205,102.50	46,762,448.70	12,166,177.00	1,182,000.00	6,267,799.40	1,070,653.00	20,686,629.40	115,338,309.70	998,441.00	25,077,378.30
MFO 2: ADVANCED EDUCATION SERVICES	00000302000000	18,218,000.00		18,218,000.00	709,565.34	1,320,750.00	814,390.70	1,360,588.01	4,205,294.05	709,565.34	1,320,750.00	814,390.70	1,303,188.01	4,147,894.05	14,012,705.95		57,400.00
Provision of Advanced Education Services	26400302010000	18,218,000.00		18,218,000.00	709,565.34	1,320,750.00	814,390.70	1,360,588.01	4,205,294.05	709,565.34	1,320,750.00	814,390.70	1,303,188.01	4,147,894.05	14,012,705.95		57,400.00
PS		11,390,000.00		11,390,000.00	708,000.00	1,320,750.00	814,390.70	1,266,438.01	4,109,578.71	708,000.00	1,320,750.00	814,390.70	1,266,438.01	4,109,578.71	7,280,421.29		
MOOE		6,648,000.00		6,648,000.00	1,565.34			54,250.00	55,815.34	1,565.34			36,750.00	38,315.34	6,592,184.66		17,500.00
CO		180,000.00		180,000.00				39,900.00	39,900.00					140,100.00			39,900.00
MFO 3: RESEARCH SERVICES	00000303000000	32,546,000.00	271,000.00	32,817,000.00	33,122.34	68,720.65	415,995.64	323,250.45	841,089.08	33,122.34	68,720.65	37,197.81	226,511.55	365,552.35	31,975,910.92	47,732.33	427,804.40
Conduct of Research Services	26700303010000	32,546,000.00	271,000.00	32,817,000.00	33,122.34	68,720.65	415,995.64	323,250.45	841,089.08	33,122.34	68,720.65	37,197.81	226,511.55	365,552.35	31,975,910.92	47,732.33	427,804.40
PS		956,000.00		956,000.00											956,000.00		
MOOE		15,921,000.00	(30,000.00)	15,891,000.00	33,122.34	68,720.65	106,220.64	195,868.05	403,931.68	33,122.34	68,720.65	37,197.81	190,913.55	329,954.35	15,487,068.32	47,732.33	26,245.00
CO		15,669,000.00	301,000.00	15,970,000.00			309,775.00	127,382.40	437,157.40				35,598.00	35,598.00	15,532,842.60		401,559.40
MFO 4: TECHNICAL ADVISORY EXTENSION SERVICES	00000304000000	32,405,000.00	165,000.00	32,570,000.00	26,211.68	2,839,295.14	44,355.47	48,908.70	2,958,770.99	18,111.68	24,395.14	2,840,556.47	75,707.70	2,958,770.99	29,611,229.01		
Provision of Extension Services	26500304010000	32,405,000.00	165,000.00	32,570,000.00	26,211.68	2,839,295.14	44,355.47	48,908.70	2,958,770.99	18,111.68	24,395.14	2,840,556.47	75,707.70	2,958,770.99	29,611,229.01		
PS		1,077,000.00	8,100.00	1,085,100.00	8,100.00				8,100.00		8,100.00			8,100.00	1,077,000.00		


PARTICULARS	UACS CODE	APPROVED BUDGET			BUDGET UTILIZATION						DISBURSEMENTS				BALANCES			
		Approved Budgeted Revenue	Adjustments (Additions, Reduction, Realignment)	Adjusted Budgeted Revenue	1st Quarter Ending March 31	2nd Quarter Ending June 30	3rd Quarter Ending Sept. 30	4th Quarter Ending Dec. 31	Total	1st Quarter Ending March 31	2nd Quarter Ending June 30	3rd Quarter Ending Sept. 30	4th Quarter Ending Dec. 31	Total	Unutilized Budget	Unpaid Utilizations		
																Due and Demandable / Accounts Payable	Not Yet Due and Demandable	
1	2	3	4	5=[3+(-)4]	6	7	8	9	10=(6+7+8+9)	11	12	13	14	15=(11+12+13+14)	16=(5-10)	17	18	
MOOE		15,197,000.00	(34,899.00)	15,162,101.00	18,111.68	16,295.14	17,556.47	48,908.70	100,871.99	18,111.68	16,295.14	17,556.47	48,908.70	100,871.99	15,061,229.01			
CO		16,131,000.00	191,799.00	16,322,799.00		2,823,000.00	26,799.00		2,849,799.00			2,823,000.00	26,799.00	2,849,799.00	13,473,000.00			
GRAND TOTAL		846,133,000.00	1,709,000.00	847,842,000.00	63,401,152.00	30,761,137.58	37,831,758.16	75,927,616.64	207,921,664.38	54,722,433.93	28,093,334.56	39,432,940.35	34,311,539.22	156,560,248.06	639,920,335.62	5,007,200.61	46,354,215.71	
PS		118,020,000.00	439,100.00	118,459,100.00	15,365,451.45	15,920,366.66	18,393,829.98	17,390,511.48	67,070,159.57	15,115,512.65	15,527,796.12	18,660,142.44	15,935,796.62	65,239,247.83	51,388,940.43	1,753,221.91	77,689.83	
MOOE		413,803,000.00	437,342.60	414,240,342.60	23,373,823.55	10,388,231.92	14,231,919.78	24,640,660.96	72,634,636.21	20,640,744.28	11,383,538.44	11,205,246.71	16,235,299.60	59,464,829.03	341,605,706.39	2,034,341.70	11,135,465.48	
Fin Ex																		
CO		314,310,000.00	832,557.40	315,142,557.40	24,661,877.00	4,452,539.00	5,206,008.40	33,896,444.20	68,216,868.60	18,966,177.00	1,182,000.00	9,567,551.20	2,140,443.00	31,856,171.20	246,925,688.80	1,219,637.00	35,141,060.40	

Certified Correct:


 Catubig, Rene Boy
 Agency Budget Officer

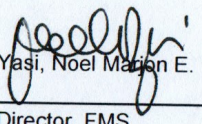
Date: 02/Feb/2018

Certified Correct:


 Romano, Merlyn A.
 Agency Chief Accountant


Date:

Recommended By:


 Yasi, Noel Marjan E.
 Director, FMS

Date: 02/Feb/2018

Approved By:


 Limson, Joel Patnubay
 Head of Agency or Authorized Representative

Date: 02/Feb/2018

This report was generated using the Unified Reporting System on 02/02/2018 09:50