

**STATEMENT OF APPROVED BUDGET, UTILIZATIONS, DISBURSEMENTS AND BALANCES
As of September 30, 2017**

Department: State Universities and Colleges (SUCs)

Agency: Negros Oriental State University

Operating Unit: N/A

Organization Code (UACS): 080720000000

Report Status: PENDING

PARTICULARS	UACS CODE	APPROVED BUDGET			BUDGET UTILIZATION					DISBURSEMENTS					BALANCES			
		Approved Budgeted Revenue	Adjustments (Additions, Reduction, Realignment)	Adjusted Budgeted Revenue	1st Quarter Ending March 31	2nd Quarter Ending June 30	3rd Quarter Ending Sept. 30	4th Quarter Ending Dec. 31	Total	1st Quarter Ending March 31	2nd Quarter Ending June 30	3rd Quarter Ending Sept. 30	4th Quarter Ending Dec. 31	Total	Unutilized Budget	Unpaid Utilizations		
																Due and Demandable / Accounts Payable	Not Yet Due and Demandable	
1	2	3	4	5=[3+(-)4]	6	7	8	9	10=(6+7+8+9)	11	12	13	14	15=(11+12+13+14)	16=(5-10)	17	18	
I. Agency Approved Budget																		
Internally Generated Income	05206441	846,133,000.00	930,000.00	847,063,000.00	63,401,152.00	30,761,137.58	37,831,758.16		131,994,047.74	54,722,433.93	28,093,334.56	39,432,940.35		122,248,708.84	715,068,952.26	1,679,313.47	8,066,025.43	
General Administration and Support	0000010000000000	128,497,000.00	(50,000.00)	128,447,000.00	4,338,032.52	5,710,498.04	7,424,131.83		17,472,662.39	4,177,187.52	5,395,485.80	6,586,880.92		16,159,554.24	110,974,337.61	245,435.00	1,067,673.15	
General Management and Supervision	1030010001000000	128,497,000.00	(50,000.00)	128,447,000.00	4,338,032.52	5,710,498.04	7,424,131.83		17,472,662.39	4,177,187.52	5,395,485.80	6,586,880.92		16,159,554.24	110,974,337.61	245,435.00	1,067,673.15	
PS		10,164,000.00		10,164,000.00	1,015,152.23	1,387,184.64	1,231,890.83		3,634,227.70	903,007.23	1,352,776.40	1,303,255.07		3,559,038.70	6,529,772.30	75,189.00		
MOOE		92,669,000.00		92,669,000.00	3,279,180.29	4,323,313.40	4,924,497.80		12,526,991.49	3,274,180.29	4,042,709.40	4,926,163.05		12,243,052.74	80,142,008.51	170,246.00	113,692.75	
CO		25,664,000.00	(50,000.00)	25,614,000.00	43,700.00		1,267,743.20		1,311,443.20			357,462.80		357,462.80	24,302,556.80		953,980.40	
Support to Operations	0000020000000000	206,650,000.00	54,000.00	206,704,000.00	13,690,974.78	1,824,255.08	3,665,226.71		19,180,456.57	13,371,967.78	1,716,524.08	2,721,254.21		17,809,746.07	187,523,543.43		1,370,710.50	
Auxiliary Services	2640020001000000	206,650,000.00	54,000.00	206,704,000.00	13,690,974.78	1,824,255.08	3,665,226.71		19,180,456.57	13,371,967.78	1,716,524.08	2,721,254.21		17,809,746.07	187,523,543.43		1,370,710.50	
PS		1,268,000.00	3,000.00	1,271,000.00		23,240.00	3,000.00		26,240.00		23,240.00	3,000.00		26,240.00	1,244,760.00			
MOOE		110,427,000.00	51,000.00	110,478,000.00	6,890,974.78	1,715,226.08	3,255,954.71		11,862,155.57	6,571,967.78	1,693,284.08	2,598,965.21		10,864,217.07	98,615,844.43		997,938.50	
CO		94,955,000.00		94,955,000.00	6,800,000.00	85,789.00	406,272.00		7,292,061.00	6,800,000.00		119,289.00		6,919,289.00	87,662,939.00		372,772.00	
Operations	0000030000000000	510,986,000.00	926,000.00	511,912,000.00	45,372,144.70	23,226,384.46	26,742,399.62		95,340,928.78	37,173,278.63	20,981,324.68	30,124,805.22		88,279,408.53	416,571,071.22	1,433,878.47	5,627,641.78	
MFO 1: HIGHER EDUCATION SERVICES	0000030100000000	427,817,000.00	490,000.00	428,307,000.00	44,603,245.34	18,997,618.67	25,467,657.81		89,068,521.82	36,412,479.27	19,567,458.89	26,432,660.24		82,412,598.40	339,238,478.18	1,433,878.47	5,222,044.95	
Provision of Higher Education Services Including P18,119,000 for Scholarships of Poor and Deserving Students (Expanded Students' Grants-In-Aid Program for Poverty Alleviation-ESGP-PA) and P50,321,000 for Tulong Dunong	2640030101000000	427,817,000.00	490,000.00	428,307,000.00	44,603,245.34	18,997,618.67	25,467,657.81		89,068,521.82	36,412,479.27	19,567,458.89	26,432,660.24		82,412,598.40	339,238,478.18	1,433,878.47	5,222,044.95	
PS		93,165,000.00	7,500.00	93,172,500.00	13,634,199.22	13,189,192.02	16,344,548.45		43,167,939.69	13,504,505.42	12,822,929.72	16,539,496.67		42,866,931.81	50,004,560.31	220,014.08	80,993.80	
MOOE		172,941,000.00	(12,500.00)	172,928,500.00	13,150,869.12	4,264,676.65	5,927,690.16		23,343,235.93	10,741,796.85	5,562,529.17	3,625,364.17		19,929,690.19	149,585,264.07	1,213,864.39	2,199,681.35	
CO		161,711,000.00	495,000.00	162,206,000.00	17,818,177.00	1,543,750.00	3,195,419.20		22,557,346.20	12,166,177.00	1,182,000.00	6,267,799.40		19,615,976.40	139,648,653.80		2,941,369.80	
MFO 2: ADVANCED EDUCATION SERVICES	0000030200000000	18,218,000.00		18,218,000.00	709,565.34	1,320,750.00	814,390.70		2,844,706.04	709,565.34	1,320,750.00	814,390.70		2,844,706.04	15,373,293.96			
Provision of Advanced Education Services	2640030201000000	18,218,000.00		18,218,000.00	709,565.34	1,320,750.00	814,390.70		2,844,706.04	709,565.34	1,320,750.00	814,390.70		2,844,706.04	15,373,293.96			
PS		11,390,000.00		11,390,000.00	708,000.00	1,320,750.00	814,390.70		2,843,140.70	708,000.00	1,320,750.00	814,390.70		2,843,140.70	8,546,859.30			
MOOE		6,648,000.00		6,648,000.00	1,565.34				1,565.34	1,565.34				1,565.34	6,646,434.66			
CO		180,000.00		180,000.00											180,000.00			
MFO 3: RESEARCH SERVICES	0000030300000000	32,546,000.00	271,000.00	32,817,000.00	33,122.34	68,720.65	415,995.64		517,838.63	33,122.34	68,720.65	37,197.81		139,040.80	32,299,161.37		378,797.83	
Conduct of Research Services	2670030301000000	32,546,000.00	271,000.00	32,817,000.00	33,122.34	68,720.65	415,995.64		517,838.63	33,122.34	68,720.65	37,197.81		139,040.80	32,299,161.37		378,797.83	
PS		956,000.00		956,000.00											956,000.00			
MOOE		15,921,000.00	(30,000.00)	15,891,000.00	33,122.34	68,720.65	106,220.64		208,063.63	33,122.34	68,720.65	37,197.81		139,040.80	15,682,936.37		69,022.83	
CO		15,669,000.00	301,000.00	15,970,000.00			309,775.00		309,775.00						15,660,225.00		309,775.00	
MFO 4: TECHNICAL ADVISORY EXTENSION SERVICES	0000030400000000	32,405,000.00	165,000.00	32,570,000.00	26,211.68	2,839,295.14	44,355.47		2,909,862.29	18,111.68	24,395.14	2,840,556.47		2,883,063.29	29,660,137.71		26,799.00	
Provision of Extension Services	2650030401000000	32,405,000.00	165,000.00	32,570,000.00	26,211.68	2,839,295.14	44,355.47		2,909,862.29	18,111.68	24,395.14	2,840,556.47		2,883,063.29	29,660,137.71		26,799.00	
PS		1,077,000.00	8,100.00	1,085,100.00	8,100.00				8,100.00					8,100.00	1,077,000.00			
MOOE		15,197,000.00	(34,899.00)	15,162,101.00	18,111.68	16,295.14	17,556.47		51,963.29	18,111.68	16,295.14	17,556.47		51,963.29	15,110,137.71			


PARTICULARS	UACS CODE	APPROVED BUDGET			BUDGET UTILIZATION					DISBURSEMENTS					BALANCES		
		Approved Budgeted Revenue	Adjustments (Additions, Reduction, Realignment)	Adjusted Budgeted Revenue	1st Quarter Ending March 31	2nd Quarter Ending June 30	3rd Quarter Ending Sept. 30	4th Quarter Ending Dec. 31	Total	1st Quarter Ending March 31	2nd Quarter Ending June 30	3rd Quarter Ending Sept. 30	4th Quarter Ending Dec. 31	Total	Unutilized Budget	Unpaid Utilizations	
																Due and Demandable / Accounts Payable	Not Yet Due and Demandable
1	2	3	4	5=[3+(-)4]	6	7	8	9	10=(6+7+8+9)	11	12	13	14	15=(11+12+13+14)	16=(5-10)	17	18
CO		16,131,000.00	191,799.00	16,322,799.00		2,823,000.00	26,799.00		2,849,799.00			2,823,000.00		2,823,000.00	13,473,000.00		26,799.00
GRAND TOTAL		846,133,000.00	930,000.00	847,063,000.00	63,401,152.00	30,761,137.58	37,831,758.16		131,994,047.74	54,722,433.93	28,093,334.56	39,432,940.35		122,248,708.84	715,068,952.26	1,679,313.47	8,066,025.43
PS		118,020,000.00	18,600.00	118,038,600.00	15,365,451.45	15,920,366.66	18,393,829.98		49,679,648.09	15,115,512.65	15,527,796.12	18,660,142.44		49,303,451.21	68,358,951.91	295,203.08	80,993.80
MOOE		413,803,000.00	(26,399.00)	413,776,601.00	23,373,823.55	10,388,231.92	14,231,919.78		47,993,975.25	20,640,744.28	11,383,538.44	11,205,246.71		43,229,529.43	365,782,625.75	1,384,110.39	3,380,335.43
Fin Ex																	
CO		314,310,000.00	937,799.00	315,247,799.00	24,661,877.00	4,452,539.00	5,206,008.40		34,320,424.40	18,966,177.00	1,182,000.00	9,567,551.20		29,715,728.20	280,927,374.60		4,604,696.20


Certified Correct:


Certified Correct:


Recommended By:

Approved By:


RENE BOY A. CATUBIG
 Agency Budget Officer


MERLYN A. ROMANO
 Agency Chief Accountant


DR. NOEL MARJON E. YASI
 Director, FMS


FOR DR. JOEL P. LIMSON
 Head of Agency or Authorized Representative

Date:

Date:

Date:

Date: