

QUARTERLY PHYSICAL REPORT OF OPERATION


As of March 31, 2021


Department : State Universities and Colleges (SUCs)
 Agency : Negros Oriental State University
 Operating Unit : < not applicable >
 Organization Code (UACS) : 08 072 0000000

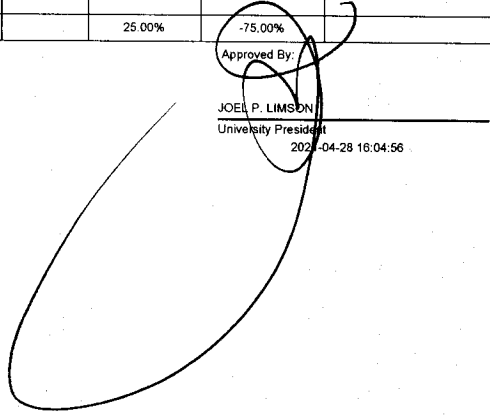
Particulars	UACS CODE	Physical Target (Budget Year)					Physical Accomplishment (Budget Year)					Variance	Remarks
		1st Quarter	2nd Quarter	3rd Quarter	4th Quarter	Total	1st Quarter	2nd Quarter	3rd Quarter	4th Quarter	Total		
1	2	3	4	5	6	7	8	9	10	11	12	13	14
HIGHER EDUCATION PROGRAM	3101000000000000												
OO : Relevant and quality tertiary education ensured to achieve inclusive													
Outcome Indicators													
1. Percentage of first-time licensure exam takers that pass the licensure exams		12.18%	12.19%	12.18%	12.19%	48.74%	33.33%				33.33%	-15.41%	
2. Percentage of graduates (2 years prior) that are employed		5.15%	5.15%	5.15%	5.15%	20.60%	7.17%				7.17%	-13.43%	
Output Indicators													
1. Percentage of undergraduate students enrolled in CHED-identified and RDC-identified priority programs			71.00%		1.47%	72.47%	97.74%				97.74%	25.27%	
2. Percentage of undergraduate programs with accreditation		15.40%	25.31%	25.21%	16.50%	82.42%	15.85%				15.85%	-66.57%	
ADVANCED EDUCATION PROGRAM	3201000000000000												
OO : Higher education research improved to promote economic													
Outcome Indicator													
1. Percentage of graduate school faculty engaged in research work applied in any of the following:													
a. pursuing advanced research degree programs (Ph.D.) or		0.75%	1.00%	1.25%	1.00%	4.00%	2.50%				2.50%	-1.50%	
b. actively pursuing within the last three (3) years (investigative research, basic and applied scientific research, policy research, social science research) or		11.25%	15.00%	18.75%	15.00%	60.00%	13.15%				13.15%	-46.85%	
c. producing technologies for commercialization or livelihood improvement or		1.50%	2.00%	2.50%	2.00%	8.00%	0.00%				0.00%	-8.00%	
d. whose research work resulted in an extension program		1.50%	2.00%	2.50%	2.00%	8.00%	0.00%				0.00%	-8.00%	
Output Indicators													
1. Percentage of graduate students enrolled in research degree programs		45.00%		45.00%		90.00%	3.28%				3.28%	-86.72%	
2. Percentage of accredited graduate programs		10.30%	18.80%	20.40%	10.50%	60.00%	0.00%				0.00%	-60.00%	
RESEARCH PROGRAM	3202000000000000												
OO : Higher education research improved to promote economic													
Outcome Indicator													
1. Number of research outputs in the last three years utilized by the industry or by other beneficiaries		1	1	1	1	4	0				0	-4	
Output Indicators													
1. Number of research outputs completed													

Department : State Universities and Colleges (SUCs)
 Agency : Negros Oriental State University
 Operating Unit : < not applicable >
 Organization Code (UACS) : 08 072 0000000

Particulars	UACS CODE	Physical Target (Budget Year)					Physical Accomplishment (Budget Year)					Variance	Remarks
		1st Quarter	2nd Quarter	3rd Quarter	4th Quarter	Total	1st Quarter	2nd Quarter	3rd Quarter	4th Quarter	Total		
1	2	3	4	5	6	7	8	9	10	11	12	13	14
within the year		5	8	10	15	38	3				3	-35	
2. Percentage of research outputs published													
in internationally-refereed or CHED													
recognized journal within the year		16.25%	16.25%	16.25%	16.25%	65.00%	12.66%				12.66%	-52.34%	
TECHNICAL ADVISORY EXTENSION PROGRAM	330100000000000												
OO : Community engagement increased													
Outcome Indicator													
1. Number of active partnerships with LGUs, industries, NGOs, NGAs, SMEs, and other stakeholders as a result of extension activities		7	7	7	7	28	3				3	-25.00	
Output Indicators													
1. Number of trainees weighted by the length of training		1000	1000	1000	1000	4000	418				418	-3582.00	
2. Number of extension programs organized AND supported CONSISTENT WITH the SUC's mandated and priority programs		5	5	5	5	20	3				3	-17.00	
3. Percentage of beneficiaries who rate the training course/s as satisfactory or higher in terms of quality and relevance		25%	25%	25%	25%	100.00%	25.00%				25.00%	-75.00%	

Prepared By:

 IRISMAY T. JUMAWAN
 Planning Officer
 2021-04-28 11:43:17

In coordination with:

 RENE BOY A. CATUBIG
 Acting Chief Administrative Officer for Finance
 2021-04-28 11:43:17

Approved By:

 JOEL P. LIMSON
 University President
 2021-04-28 16:04:56