

SUMMARY OF APPROPRIATIONS, ALLOTMENTS, OBLIGATIONS, DISBURSEMENTS AND BALANCES BY OBJECT OF EXPENDITURES  
As of the Quarter Ending June 30, 2017

Department : State Universities and Colleges (SUCs)  
Agency : Negros Oriental State University  
Operating Unit : N/A

Authorization: 02 - Continuing Appropriations  
Report Status: FOR REVIEW

Organization Code (UACS) : 080720000000

Funding Source Code (as clustered) : 01 - Regular Agency Fund

Particulars	UACS CODE	Appropriation	Adjustments			Allotments		Adjustments			Current Year Obligations			
			Authorized Appropriation	(Transfer To/From	Adjusted Appropriations	Allotments Received	(Withdrawal, Realignment)	Transfer To	Transfer From	Adjusted Total Allotments	1st Quarter			
											Ending March 31	2nd Quarter Ending June 30	3rd Quarter	4th Quarter
1	2	3	4	5=(3+4)	6	7	8	9	10=[(6+(-)7)-8+9]	11	12	13	14	
I. Agency Specific Budget	0	0	0	0	0	0	0	0	0	0	0	0	0	0
Specific Budgets of National Government Agencies	01102101	43,333,755.48	25,000,000.00	68,333,755.48	42,333,755.48	25,000,000.00	0	0	67,333,755.48	2,896,845.01	1,772,435.62	0	0	0
Maintenance and Other Operating Expenses	0	18,418,034.09	5,000,000.00	23,418,034.09	18,418,034.09	5,000,000.00	0	0	23,418,034.09	2,896,845.01	1,772,435.62	0	0	0
Traveling Expenses	5020100000	540,412.15	(10,000.00)	530,412.15	540,412.15	(10,000.00)	0	0	530,412.15	17,176.00	0	0	0	0
Traveling Expenses - Local	5020101000	540,412.15	(10,000.00)	530,412.15	540,412.15	(10,000.00)	0	0	530,412.15	17,176.00	0	0	0	0
Traveling Expenses - Local	5020101000	540,412.15	(10,000.00)	530,412.15	540,412.15	(10,000.00)	0	0	530,412.15	17,176.00	0	0	0	0
Training and Scholarship Expenses	5020200000	14,734,902.42	5,000,000.00	19,734,902.42	14,734,902.42	5,000,000.00	0	0	19,734,902.42	2,370,740.00	1,772,435.62	0	0	0
Training Expenses	5020201000	93,319.42	0	93,319.42	93,319.42	0	0	0	93,319.42	0	0	0	0	0
Training Expenses	5020201002	93,319.42	0	93,319.42	93,319.42	0	0	0	93,319.42	0	0	0	0	0
Scholarship Grants/Expenses	5020202000	14,641,583.00	5,000,000.00	19,641,583.00	14,641,583.00	5,000,000.00	0	0	19,641,583.00	2,370,740.00	1,772,435.62	0	0	0
Scholarship Grants/Expenses	5020202000	14,641,583.00	5,000,000.00	19,641,583.00	14,641,583.00	5,000,000.00	0	0	19,641,583.00	2,370,740.00	1,772,435.62	0	0	0
Supplies and Materials Expenses	5020300000	1,361,164.08	(160,000.00)	1,201,164.08	1,361,164.08	(160,000.00)	0	0	1,201,164.08	0	0	0	0	0
Office Supplies Expenses	5020301000	529,438.63	(50,000.00)	479,438.63	529,438.63	(50,000.00)	0	0	479,438.63	0	0	0	0	0
Office Supplies Expenses	5020301002	529,438.63	(50,000.00)	479,438.63	529,438.63	(50,000.00)	0	0	479,438.63	0	0	0	0	0
Accountable Forms Expenses	5020302000	33,540.00	(10,000.00)	23,540.00	33,540.00	(10,000.00)	0	0	23,540.00	0	0	0	0	0
Accountable Forms Expenses	5020302000	33,540.00	(10,000.00)	23,540.00	33,540.00	(10,000.00)	0	0	23,540.00	0	0	0	0	0
Fuel, Oil and Lubricants Expenses	5020309000	145,500.00	0	145,500.00	145,500.00	0	0	0	145,500.00	0	0	0	0	0
Fuel, Oil and Lubricants Expenses	5020309000	145,500.00	0	145,500.00	145,500.00	0	0	0	145,500.00	0	0	0	0	0
Agricultural and Marine Supplies Expenses	5020310000	117,975.00	0	117,975.00	117,975.00	0	0	0	117,975.00	0	0	0	0	0
Agricultural and Marine Supplies Expenses	5020310000	117,975.00	0	117,975.00	117,975.00	0	0	0	117,975.00	0	0	0	0	0
Textbooks and Instructional Materials Expenses	5020311000	248,258.02	(30,000.00)	218,258.02	248,258.02	(30,000.00)	0	0	218,258.02	0	0	0	0	0
Textbooks and Instructional Materials Expenses	5020311001	243,008.02	(30,000.00)	213,008.02	243,008.02	(30,000.00)	0	0	213,008.02	0	0	0	0	0
Chalk Allowance	5020311002	5,250.00	0	5,250.00	5,250.00	0	0	0	5,250.00	0	0	0	0	0
Other Supplies and Materials Expenses	5020399000	286,452.43	(70,000.00)	216,452.43	286,452.43	(70,000.00)	0	0	216,452.43	0	0	0	0	0
Other Supplies and Materials Expenses	5020399000	286,452.43	(70,000.00)	216,452.43	286,452.43	(70,000.00)	0	0	216,452.43	0	0	0	0	0
Utility Expenses	5020400000	326,436.12	(80,000.00)	246,436.12	326,436.12	(80,000.00)	0	0	246,436.12	0	0	0	0	0
Water Expenses	5020401000	52,939.00	0	52,939.00	52,939.00	0	0	0	52,939.00	0	0	0	0	0
Water Expenses	5020401000	52,939.00	0	52,939.00	52,939.00	0	0	0	52,939.00	0	0	0	0	0
Electricity Expenses	5020402000	273,497.12	(80,000.00)	193,497.12	273,497.12	(80,000.00)	0	0	193,497.12	0	0	0	0	0
Electricity Expenses	5020402000	273,497.12	(80,000.00)	193,497.12	273,497.12	(80,000.00)	0	0	193,497.12	0	0	0	0	0
Communication Expenses	5020500000	153,231.25	(20,000.00)	133,231.25	153,231.25	(20,000.00)	0	0	133,231.25	0	0	0	0	0
Postage and Courier Services	5020501000	53,358.89	(10,000.00)	43,358.89	53,358.89	(10,000.00)	0	0	43,358.89	0	0	0	0	0
Postage and Courier Services	5020501000	53,358.89	(10,000.00)	43,358.89	53,358.89	(10,000.00)	0	0	43,358.89	0	0	0	0	0
Telephone Expenses	5020502000	42,079.36	0	42,079.36	42,079.36	0	0	0	42,079.36	0	0	0	0	0
Mobile	5020502001	11,000.00	0	11,000.00	11,000.00	0	0	0	11,000.00	0	0	0	0	0

SUMMARY OF APPROPRIATIONS, ALLOTMENTS, OBLIGATIONS, DISBURSEMENTS AND BALANCES BY OBJECT OF EXPENDITURES  
As of the Quarter Ending June 30, 2017

Department : State Universities and Colleges (SUCs)  
Agency : Negros Oriental State University  
Operating Unit : N/A  
Organization Code (UACS) : 080720000000

Authorization: 02 - Continuing Appropriations  
Report Status: FOR REVIEW

Funding Source Code (as clustered) : 01 - Regular Agency Fund

Particulars	UACS CODE	Appropriation	Adjustments		Allotments		Adjustments			Current Year Obligations				
			Authorized Appropriation	(Transfer To/From)	Adjusted Appropriations	Allotments Received	(Withdrawal, Realignment)	Transfer To	Transfer From	Adjusted Total Allotments	1st Quarter			
											Ending March 31	2nd Quarter Ending June 30	3rd Quarter	4th Quarter
1	2	3	4	5=(3+4)	6	7	8	9	10=[{6+(-)7}-8+9]	11	12	13	14	
Landline	5020502002	31,079.36	0	31,079.36	31,079.36	0	0	0	31,079.36	0	0	0	0	
Internet Subscription Expenses	5020503000	56,000.00	(10,000.00)	46,000.00	56,000.00	(10,000.00)	0	0	46,000.00	0	0	0	0	
Internet Subscription Expenses	5020503000	56,000.00	(10,000.00)	46,000.00	56,000.00	(10,000.00)	0	0	46,000.00	0	0	0	0	
Cable, Satellite, Telegraph and Radio Expenses	5020504000	1,793.00	0	1,793.00	1,793.00	0	0	0	1,793.00	0	0	0	0	
Cable, Satellite, Telegraph and Radio Expenses	5020504000	1,793.00	0	1,793.00	1,793.00	0	0	0	1,793.00	0	0	0	0	
Professional Services	5021100000	274,837.36	0	274,837.36	274,837.36	0	0	0	274,837.36	929.01	0	0	0	
Auditing Services	5021102000	20,356.36	0	20,356.36	20,356.36	0	0	0	20,356.36	929.01	0	0	0	
Auditing Services	5021102000	20,356.36	0	20,356.36	20,356.36	0	0	0	20,356.36	929.01	0	0	0	
Other Professional Services	5021199000	254,481.00	0	254,481.00	254,481.00	0	0	0	254,481.00	0	0	0	0	
Other Professional Services	5021199000	254,481.00	0	254,481.00	254,481.00	0	0	0	254,481.00	0	0	0	0	
General Services	5021200000	223,457.85	0	223,457.85	223,457.85	0	0	0	223,457.85	0	0	0	0	
Janitorial Services	5021202000	193,457.85	0	193,457.85	193,457.85	0	0	0	193,457.85	0	0	0	0	
Janitorial Services	5021202000	193,457.85	0	193,457.85	193,457.85	0	0	0	193,457.85	0	0	0	0	
Security Services	5021203000	30,000.00	0	30,000.00	30,000.00	0	0	0	30,000.00	0	0	0	0	
Security Services	5021203000	30,000.00	0	30,000.00	30,000.00	0	0	0	30,000.00	0	0	0	0	
Repairs and Maintenance	5021300000	597,942.20	(238,000.00)	359,942.20	597,942.20	(238,000.00)	0	0	359,942.20	0	0	0	0	
Repairs and Maintenance - Buildings and Other Structures	5021304000	309,054.20	(185,000.00)	124,054.20	309,054.20	(185,000.00)	0	0	124,054.20	0	0	0	0	
School Buildings	5021304002	260,014.20	(175,000.00)	85,014.20	260,014.20	(175,000.00)	0	0	85,014.20	0	0	0	0	
Other Structures	5021304099	49,040.00	(10,000.00)	39,040.00	49,040.00	(10,000.00)	0	0	39,040.00	0	0	0	0	
Repairs and Maintenance - Machinery and Equipment	5021305000	146,427.00	(48,000.00)	98,427.00	146,427.00	(48,000.00)	0	0	98,427.00	0	0	0	0	
Office Equipment	5021305002	22,000.00	(15,000.00)	7,000.00	22,000.00	(15,000.00)	0	0	7,000.00	0	0	0	0	
Information and Communication Technology Equipment	5021305003	44,000.00	(33,000.00)	11,000.00	44,000.00	(33,000.00)	0	0	11,000.00	0	0	0	0	
Disaster Response and Rescue Equipment	5021305009	32,000.00	0	32,000.00	32,000.00	0	0	0	32,000.00	0	0	0	0	
Technical and Scientific Equipment	5021305014	26,000.00	0	26,000.00	26,000.00	0	0	0	26,000.00	0	0	0	0	
Other Machinery and Equipment	5021305099	22,427.00	0	22,427.00	22,427.00	0	0	0	22,427.00	0	0	0	0	
Repairs and Maintenance - Transportation Equipment	5021306000	49,065.00	0	49,065.00	49,065.00	0	0	0	49,065.00	0	0	0	0	
Motor Vehicles	5021306001	49,065.00	0	49,065.00	49,065.00	0	0	0	49,065.00	0	0	0	0	
Repairs and Maintenance - Other Property, Plant and Equip	5021399000	93,396.00	(5,000.00)	88,396.00	93,396.00	(5,000.00)	0	0	88,396.00	0	0	0	0	
Other Property, Plant and Equipment	5021399099	93,396.00	(5,000.00)	88,396.00	93,396.00	(5,000.00)	0	0	88,396.00	0	0	0	0	
Labor and Wages	5021600000	0	508,000.00	508,000.00	0	508,000.00	0	0	508,000.00	508,000.00	0	0	0	
Labor and Wages	5021601000	0	508,000.00	508,000.00	0	508,000.00	0	0	508,000.00	508,000.00	0	0	0	
Labor and Wages	5021601000	0	508,000.00	508,000.00	0	508,000.00	0	0	508,000.00	508,000.00	0	0	0	
Other Maintenance and Operating Expenses	5029900000	205,650.66	0	205,650.66	205,650.66	0	0	0	205,650.66	0	0	0	0	
Printing and Publication Expenses	5029902000	169,559.89	0	169,559.89	169,559.89	0	0	0	169,559.89	0	0	0	0	
Printing and Publication Expenses	5029902000	169,559.89	0	169,559.89	169,559.89	0	0	0	169,559.89	0	0	0	0	
Representation Expenses	5029903000	13,452.38	0	13,452.38	13,452.38	0	0	0	13,452.38	0	0	0	0	

SUMMARY OF APPROPRIATIONS, ALLOTMENTS, OBLIGATIONS, DISBURSEMENTS AND BALANCES BY OBJECT OF EXPENDITURES  
As of the Quarter Ending June 30, 2017

Department : State Universities and Colleges (SUCs)  
Agency : Negros Oriental State University  
Operating Unit : N/A  
Organization Code (UACS) : 080720000000  
Funding Source Code (as clustered) : 01 - Regular Agency Fund

Authorization: 02 - Continuing Appropriations  
Report Status: FOR REVIEW

Particulars	UACS CODE	Appropriation	Adjustments		Allotments	Adjustments		Transfer To	Transfer From	Adjusted Total Allotments	Current Year Obligations			
			Authorized Appropriation	(Transfer To/From)		Adjusted Appropriations	Allotments Received				(Withdrawal, Realignment)	1st Quarter Ending March 31	2nd Quarter Ending June 30	3rd Quarter
1	2	3	4	5=(3+4)	6	7	8	9	10=[(6+(-)7)-8+9]	11	12	13	14	
Representation Expenses	5029903000	13,452.38	0	13,452.38	13,452.38	0	0	0	13,452.38	0	0	0	0	
Transportation and Delivery Expenses	5029904000	13,452.39	0	13,452.39	13,452.39	0	0	0	13,452.39	0	0	0	0	
Transportation and Delivery Expenses	5029904000	13,452.39	0	13,452.39	13,452.39	0	0	0	13,452.39	0	0	0	0	
Rent/Lease Expenses	5029905000	8,500.00	0	8,500.00	8,500.00	0	0	0	8,500.00	0	0	0	0	
Rents - Building and Structures	5029905001	5,000.00	0	5,000.00	5,000.00	0	0	0	5,000.00	0	0	0	0	
Rents - Motor Vehicles	5029905003	3,500.00	0	3,500.00	3,500.00	0	0	0	3,500.00	0	0	0	0	
Other Maintenance and Operating Expenses	5029999000	686.00	0	686.00	686.00	0	0	0	686.00	0	0	0	0	
Other Maintenance and Operating Expenses	5029999099	686.00	0	686.00	686.00	0	0	0	686.00	0	0	0	0	
Capital Outlays	0	24,915,721.39	20,000,000.00	44,915,721.39	23,915,721.39	20,000,000.00	0	0	43,915,721.39	0	0	0	0	
Property, Plant and Equipment Outlay	5060400000	24,915,721.39	20,000,000.00	44,915,721.39	23,915,721.39	20,000,000.00	0	0	43,915,721.39	0	0	0	0	
Buildings and Other Structures	5060404000	23,915,721.39	20,000,000.00	43,915,721.39	23,915,721.39	20,000,000.00	0	0	43,915,721.39	0	0	0	0	
School Buildings	5060404002	23,915,721.39	20,000,000.00	43,915,721.39	23,915,721.39	20,000,000.00	0	0	43,915,721.39	0	0	0	0	
Machinery and Equipment Outlay	5060405000	1,000,000.00	0	1,000,000.00	0	0	0	0	0	0	0	0	0	
Machinery	5060405001	1,000,000.00	0	1,000,000.00	0	0	0	0	0	0	0	0	0	
 	0	0	0	0	0	0	0	0	0	0	0	0	0	
 	0	0	0	0	0	0	0	0	0	0	0	0	0	
 	0	0	0	0	0	0	0	0	0	0	0	0	0	
GRAND TOTAL	0	0	0	0	0	0	0	0	0	0	0	0	0	
Grand Total	0	43,333,755.48	25,000,000.00	68,333,755.48	42,333,755.48	25,000,000.00	0	0	67,333,755.48	2,896,845.01	1,772,435.62	0	0	

This report was generated using the Unified Reporting System on 24/07/2017 16:44

SUMMARY OF APPROPRIATIONS, ALLOTMENTS,  
As of the Quarter Ending June 30, 2017

Department : State Universities and Colleges (SUCs)  
Agency : Negros Oriental State University  
Operating Unit : N/A  
Organization Code (UACS) : 080720000000  
Funding Source Code (as clustered) : 01 - Regular Aç  
Particulars

1	Total	Current Year Disbursements				Total	Balances		Unpaid Obligations (15-20) =	
		1st Quarter Ending March 31	2nd Quarter Ending June 30	3rd Quarter	4th Quarter		Unreleased Appropriations	Unobligated Allotment	(23+24)	NOT yet Due and Demandable
	15=(11+12+13+14)	17	18	19	20=(16+17+18+19)	21=(5-10)	22=(10-15)	23	24	
I. Agency Specific Budget	0	0	0	0	0	0	0	0	0	
Specific Budgets of National Government Agencies	4,669,280.63	2,866,845.01	1,772,435.62	0	0	4,639,280.63	1,000,000.00	62,664,474.85	0	30,000.00
Maintenance and Other Operating Expenses	4,669,280.63	2,866,845.01	1,772,435.62	0	0	4,639,280.63	0	18,748,753.46	0	30,000.00
Traveling Expenses	17,176.00	17,176.00	0	0	0	17,176.00	0	513,236.15	0	0
Traveling Expenses - Local	17,176.00	17,176.00	0	0	0	17,176.00	0	513,236.15	0	0
Traveling Expenses - Local	17,176.00	17,176.00	0	0	0	17,176.00	0	513,236.15	0	0
Training and Scholarship Expenses	4,143,175.62	2,340,740.00	1,772,435.62	0	0	4,113,175.62	0	15,591,726.80	0	30,000.00
Training Expenses	0	0	0	0	0	0	0	93,319.42	0	0
Training Expenses	0	0	0	0	0	0	0	93,319.42	0	0
Scholarship Grants/Expenses	4,143,175.62	2,340,740.00	1,772,435.62	0	0	4,113,175.62	0	15,498,407.38	0	30,000.00
Scholarship Grants/Expenses	4,143,175.62	2,340,740.00	1,772,435.62	0	0	4,113,175.62	0	15,498,407.38	0	30,000.00
Supplies and Materials Expenses	0	0	0	0	0	0	0	1,201,164.08	0	0
Office Supplies Expenses	0	0	0	0	0	0	0	479,438.63	0	0
Office Supplies Expenses	0	0	0	0	0	0	0	479,438.63	0	0
Accountable Forms Expenses	0	0	0	0	0	0	0	23,540.00	0	0
Accountable Forms Expenses	0	0	0	0	0	0	0	23,540.00	0	0
Fuel, Oil and Lubricants Expenses	0	0	0	0	0	0	0	145,500.00	0	0
Fuel, Oil and Lubricants Expenses	0	0	0	0	0	0	0	145,500.00	0	0
Agricultural and Marine Supplies Expenses	0	0	0	0	0	0	0	117,975.00	0	0
Agricultural and Marine Supplies Expenses	0	0	0	0	0	0	0	117,975.00	0	0
Textbooks and Instructional Materials Expenses	0	0	0	0	0	0	0	218,258.02	0	0
Textbooks and Instructional Materials Expenses	0	0	0	0	0	0	0	213,008.02	0	0
Chalk Allowance	0	0	0	0	0	0	0	5,250.00	0	0
Other Supplies and Materials Expenses	0	0	0	0	0	0	0	216,452.43	0	0
Other Supplies and Materials Expenses	0	0	0	0	0	0	0	216,452.43	0	0
Utility Expenses	0	0	0	0	0	0	0	246,436.12	0	0
Water Expenses	0	0	0	0	0	0	0	52,939.00	0	0
Water Expenses	0	0	0	0	0	0	0	52,939.00	0	0
Electricity Expenses	0	0	0	0	0	0	0	193,497.12	0	0
Electricity Expenses	0	0	0	0	0	0	0	193,497.12	0	0
Communication Expenses	0	0	0	0	0	0	0	133,231.25	0	0
Postage and Courier Services	0	0	0	0	0	0	0	43,358.89	0	0
Postage and Courier Services	0	0	0	0	0	0	0	43,358.89	0	0
Telephone Expenses	0	0	0	0	0	0	0	42,079.36	0	0
Mobile	0	0	0	0	0	0	0	11,000.00	0	0

SUMMARY OF APPROPRIATIONS, ALLOTMENTS,  
As of the Quarter Ending June 30, 2017

Department : State Universities and Colleges (SUCs)  
Agency : Negros Oriental State University  
Operating Unit : N/A  
Organization Code (UACS) : 080720000000  
Funding Source Code (as clustered) : 01 - Regular Ac  
Particulars

1	Total	Current Year Disbursements				Balances		Unpaid Obligations (15-20) =		
		1st Quarter Ending March 31	2nd Quarter Ending June 30	3rd Quarter	4th Quarter	20=(16+17+18+19)	21=(5-10)	22=(10-15)	23	24
Landline	0	0	0	0	0	0	0	31,079.36	0	0
Internet Subscription Expenses	0	0	0	0	0	0	0	46,000.00	0	0
Internet Subscription Expenses	0	0	0	0	0	0	0	46,000.00	0	0
Cable, Satellite, Telegraph and Radio Expenses	0	0	0	0	0	0	0	1,793.00	0	0
Cable, Satellite, Telegraph and Radio Expenses	0	0	0	0	0	0	0	1,793.00	0	0
Professional Services	929.01	929.01	0	0	0	929.01	0	273,908.35	0	0
Auditing Services	929.01	929.01	0	0	0	929.01	0	19,427.35	0	0
Auditing Services	929.01	929.01	0	0	0	929.01	0	19,427.35	0	0
Other Professional Services	0	0	0	0	0	0	0	254,481.00	0	0
Other Professional Services	0	0	0	0	0	0	0	254,481.00	0	0
General Services	0	0	0	0	0	0	0	223,457.85	0	0
Janitorial Services	0	0	0	0	0	0	0	193,457.85	0	0
Janitorial Services	0	0	0	0	0	0	0	193,457.85	0	0
Security Services	0	0	0	0	0	0	0	30,000.00	0	0
Security Services	0	0	0	0	0	0	0	30,000.00	0	0
Repairs and Maintenance	0	0	0	0	0	0	0	359,942.20	0	0
Repairs and Maintenance - Buildings and Other Structures	0	0	0	0	0	0	0	124,054.20	0	0
School Buildings	0	0	0	0	0	0	0	85,014.20	0	0
Other Structures	0	0	0	0	0	0	0	39,040.00	0	0
Repairs and Maintenance - Machinery and Equipment	0	0	0	0	0	0	0	98,427.00	0	0
Office Equipment	0	0	0	0	0	0	0	7,000.00	0	0
Information and Communication Technology Equipment	0	0	0	0	0	0	0	11,000.00	0	0
Disaster Response and Rescue Equipment	0	0	0	0	0	0	0	32,000.00	0	0
Technical and Scientific Equipment	0	0	0	0	0	0	0	26,000.00	0	0
Other Machinery and Equipment	0	0	0	0	0	0	0	22,427.00	0	0
Repairs and Maintenance - Transportation Equipment	0	0	0	0	0	0	0	49,065.00	0	0
Motor Vehicles	0	0	0	0	0	0	0	49,065.00	0	0
Repairs and Maintenance - Other Property, Plant and Equipment	0	0	0	0	0	0	0	88,396.00	0	0
Other Property, Plant and Equipment	0	0	0	0	0	0	0	88,396.00	0	0
Labor and Wages	508,000.00	508,000.00	0	0	0	508,000.00	0	0	0	0
Labor and Wages	508,000.00	508,000.00	0	0	0	508,000.00	0	0	0	0
Labor and Wages	508,000.00	508,000.00	0	0	0	508,000.00	0	0	0	0
Other Maintenance and Operating Expenses	0	0	0	0	0	0	0	205,650.66	0	0
Printing and Publication Expenses	0	0	0	0	0	0	0	169,559.89	0	0
Printing and Publication Expenses	0	0	0	0	0	0	0	169,559.89	0	0
Representation Expenses	0	0	0	0	0	0	0	13,452.38	0	0

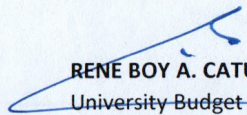
SUMMARY OF APPROPRIATIONS, ALLOTMENTS,  
As of the Quarter Ending June 30, 2017

Department : State Universities and Colleges (SUCs)  
Agency : Negros Oriental State University  
Operating Unit : N/A  
Organization Code (UACS) : 080720000000  
Funding Source Code (as clustered) : 01 - Regular Ac  
Particulars


1	Total	Current Year Disbursements				20=(16+17+18+19)	Balances		Unpaid Obligations (15-20) =	
		15=(11+12+13+14)	16	17	18		19	20	21=(5-10)	22=(10-15)
		Ending March	2nd Quarter	3rd Quarter	4th Quarter	Total	Unreleased Appropriations	Unobligated Allotment	Due and Demandable	not yet Due and Demandable
Representation Expenses	0	0	0	0	0	0	0	13,452.38	0	0
Transportation and Delivery Expenses	0	0	0	0	0	0	0	13,452.39	0	0
Transportation and Delivery Expenses	0	0	0	0	0	0	0	13,452.39	0	0
Rent/Lease Expenses	0	0	0	0	0	0	0	8,500.00	0	0
Rents - Building and Structures	0	0	0	0	0	0	0	5,000.00	0	0
Rents - Motor Vehicles	0	0	0	0	0	0	0	3,500.00	0	0
Other Maintenance and Operating Expenses	0	0	0	0	0	0	0	686.00	0	0
Other Maintenance and Operating Expenses	0	0	0	0	0	0	0	686.00	0	0
Capital Outlays	0	0	0	0	0	0	1,000,000.00	43,915,721.39	0	0
Property, Plant and Equipment Outlay	0	0	0	0	0	0	1,000,000.00	43,915,721.39	0	0
Buildings and Other Structures	0	0	0	0	0	0	0	43,915,721.39	0	0
School Buildings	0	0	0	0	0	0	0	43,915,721.39	0	0
Machinery and Equipment Outlay	0	0	0	0	0	0	1,000,000.00	0	0	0
Machinery	0	0	0	0	0	0	1,000,000.00	0	0	0
 	0	0	0	0	0	0	0	0	0	0
 	0	0	0	0	0	0	0	0	0	0
 	0	0	0	0	0	0	0	0	0	0
GRAND TOTAL	0	0	0	0	0	0	0	0	0	0
Grand Total	4,669,280.63	2,866,845.01	1,772,435.62	0	0	4,639,280.63	1,000,000.00	62,664,474.85	0	30,000.00

This report was generated using the Unified Reporting


CERTIFIED CORRECT:


  
RENE BOY A. CATUBIG, CPA  
University Budget Officer

RECOMMENDING APPROVAL:

  
MERLYN A. ROMANO, CPA  
University Chief Accountant

APPROVED:

  
NOEL MARJON E. YASI, Psy.D.  
Vice President for Administration,  
Planning and Development

  
JOEL P. LIMSON, Ph.D.  
University President