



QUARTERLY REPORT OF REVENUE AND OTHER RECEIPTS
As at the Quarter Ending March 31, 2023


Department : State Universities and Colleges (SUCs)
 Agency : Negros Oriental State University
 Operating Unit : < not applicable >
 Organization Code (UACS) : 08 072 0000000
 Fund Cluster : 05 - Internally Generated Funds

Classification/Sources of Revenue and Other Receipts	UACS CODE	REVENUE TARGET (Annual) per BESF	Actual Revenue and Other Receipts Collections					Cumulative Remittance/Deposits to Date			Variance		Remarks
			1st Quarter Ending March 31	2nd Quarter Ending June 30	3rd Quarter Ending Sept. 30	4th Quarter Ending Dec. 31	Total	Remittance to BTr	Deposited with AGDB	TOTAL	Amount	%	
1	2	3	4	5	6	7	8=[(6+(-)7)-8+9]	9	10	11=(9+10)	12=(8-3)	13=(12/3)	14
Internally Generated Funds		342,005,000.00	50,976,387.60	0.00	0.00	0.00	50,976,387.60	0.00	50,976,387.60	50,976,387.60	(291,028,612.40)	-85 %	
Revenue Collections		342,005,000.00	50,240,341.31	0.00	0.00	0.00	50,240,341.31	0.00	50,240,341.31	50,240,341.31	(291,764,658.69)	-85 %	
Cash Revenue		342,005,000.00	50,233,459.12	0.00	0.00	0.00	50,233,459.12	0.00	50,233,459.12	50,233,459.12	(291,771,540.88)	-85 %	
Not Applicable		342,005,000.00	50,233,459.12	0.00	0.00	0.00	50,233,459.12	0.00	50,233,459.12	50,233,459.12	(291,771,540.88)	-85 %	
Tuition Fees	4020201001	246,098,000.00	49,245,690.12	0.00	0.00	0.00	49,245,690.12	0.00	49,245,690.12	49,245,690.12	(196,852,309.88)	-80 %	
Income from Other Sources	4020201003	0.00	5,979.00	0.00	0.00	0.00	5,979.00	0.00	5,979.00	5,979.00	5,979.00	0 %	
Other School Fees	4020201099	95,907,000.00	981,790.00	0.00	0.00	0.00	981,790.00	0.00	981,790.00	981,790.00	(94,925,210.00)	-99 %	
Non-Cash Revenue		0.00	6,882.19	0.00	0.00	0.00	6,882.19	0.00	6,882.19	6,882.19	6,882.19	0 %	
Not Applicable		0.00	6,882.19	0.00	0.00	0.00	6,882.19	0.00	6,882.19	6,882.19	6,882.19	0 %	
Miscellaneous Income	4060999000	0.00	6,882.19	0.00	0.00	0.00	6,882.19	0.00	6,882.19	6,882.19	6,882.19	0 %	Savings due to liquidated Damages
Non-Revenue Collections/Other Receipts		0.00	736,046.29	0.00	0.00	0.00	736,046.29	0.00	736,046.29	736,046.29	736,046.29	0 %	
Cash Receipts		0.00	736,046.29	0.00	0.00	0.00	736,046.29	0.00	736,046.29	736,046.29	736,046.29	0 %	
Not Applicable		0.00	736,046.29	0.00	0.00	0.00	736,046.29	0.00	736,046.29	736,046.29	736,046.29	0 %	
Receivables - Disallowances/Charges	1030501000	0.00	533,583.90	0.00	0.00	0.00	533,583.90	0.00	533,583.90	533,583.90	533,583.90	0 %	Payments received from Disallowances
Advances for Special Disbursing Officer	1990103000	0.00	36,144.25	0.00	0.00	0.00	36,144.25	0.00	36,144.25	36,144.25	36,144.25	0 %	Refund of Cash Advances for Special Activities
Advances to Officers and Employees	1990104000	0.00	67,354.76	0.00	0.00	0.00	67,354.76	0.00	67,354.76	67,354.76	67,354.76	0 %	Refund of Cash Advances for Travels
Government Equity	3010101000	0.00	34,094.30	0.00	0.00	0.00	34,094.30	0.00	34,094.30	34,094.30	34,094.30	0 %	Refund of Prior Year Expenses Overpayments and unclaimed dues
Water Expenses	5020401000	0.00	22,173.00	0.00	0.00	0.00	22,173.00	0.00	22,173.00	22,173.00	22,173.00	0 %	Share in water consumption of contractors and tenants
Electricity Expenses	5020402000	0.00	36,200.08	0.00	0.00	0.00	36,200.08	0.00	36,200.08	36,200.08	36,200.08	0 %	Share in electricity consumption of contractors and tenants
Labor and Wages	5021601000	0.00	6,496.00	0.00	0.00	0.00	6,496.00	0.00	6,496.00	6,496.00	6,496.00	0 %	Return of Job Orders Salary
TOTAL		342,005,000.00	50,976,387.60	0.00	0.00	0.00	50,976,387.60	0.00	50,976,387.60	50,976,387.60	(291,028,612.40)	-85 %	

This report was generated using the Unified Reporting System on April 25, 2023 09:04 AM version.FAR5.1.1 ; Status : SUBMITTED

Certified Correct:

 MAURICE ANAVER B. DORDADO, CPA
 University Chief Accountant
 Date: 04/25/23 17:04 PM

Recommending Approval:

 RENE BOY A. CATUBIG, CPA
 Chief Administrative Officer-Finance
 Date: 4/25/23 5:31 PM

FOR 
 Approved By:
 JOEL P. LIMSON, PH.D.
 University President
 Date: 4/25/23 6:32 PM


QUARTERLY REPORT OF REVENUE AND OTHER RECEIPTS

As at the Quarter Ending March 31, 2023


Department : State Universities and Colleges (SUCs)
 Agency : Negros Oriental State University
 Operating Unit : < not applicable >
 Organization Code (UACS) : 08 072 0000000
 Fund Cluster : 06 - Business Related Funds

Classification/Sources of Revenue and Other Receipts	UACS CODE	REVENUE TARGET (Annual) per BESF	Actual Revenue and Other Receipts Collections					Cumulative Remittance/Deposits to Date			Variance		Remarks
			1st Quarter Ending March 31	2nd Quarter Ending June 30	3rd Quarter Ending Sept. 30	4th Quarter Ending Dec. 31	Total	Remittance to BTr	Deposited with AGDB	TOTAL	Amount	%	
1	2	3	4	5	6	7	8=[(6+)-]-8+9]	9	10	11=(9+10)	12=(8-3)	13=(12/3)	14
Business Related Funds		6,370,000.00	556,799.80	0.00	0.00	0.00	556,799.80	0.00	556,799.80	556,799.80	(5,813,200.20)	-91 %	
Revenue Collections		6,370,000.00	556,799.80	0.00	0.00	0.00	556,799.80	0.00	556,799.80	556,799.80	(5,813,200.20)	-91 %	
Cash Revenue		6,370,000.00	556,799.80	0.00	0.00	0.00	556,799.80	0.00	556,799.80	556,799.80	(5,813,200.20)	-91 %	
Not Applicable		6,370,000.00	556,799.80	0.00	0.00	0.00	556,799.80	0.00	556,799.80	556,799.80	(5,813,200.20)	-91 %	
Other Business Income	4020299099	6,370,000.00	556,799.80	0.00	0.00	0.00	556,799.80	0.00	556,799.80	556,799.80	(5,813,200.20)	-91 %	
TOTAL		6,370,000.00	556,799.80	0.00	0.00	0.00	556,799.80	0.00	556,799.80	556,799.80	(5,813,200.20)	-91 %	


Certified Correct:


 MAURICE ANAVER B. DORDADO, CPA
 University Chief Accountant
 Date: 04/25/23 17:04 PM

Recommending Approval:


 RENE BOY A. CATUBIG, CPA
 Chief Administrative Officer-Finance
 Date: 4/25/23 5:31 PM

FOR: Approved By:



 JOEL P. LIMSON, PH.D.
 University President
 Date: 4/25/23 5:32 PM

QUARTERLY REPORT OF REVENUE AND OTHER RECEIPTS
As at the Quarter Ending March 31, 2023


Department : State Universities and Colleges (SUCs)
 Agency : Negros Oriental State University
 Operating Unit : < not applicable >
 Organization Code (UACS) : 08 072 0000000
 Fund Cluster : 07 - Trust Receipts


Classification/Sources of Revenue and Other Receipts	UACS CODE	REVENUE TARGET (Annual) per BESF	Actual Revenue and Other Receipts Collections					Cumulative Remittance/Deposits to Date			Variance		Remarks
			1st Quarter Ending March 31	2nd Quarter Ending June 30	3rd Quarter Ending Sept. 30	4th Quarter Ending Dec. 31	Total	Remittance to BTr	Deposited with AGDB	TOTAL	Amount	%	
1	2	3	4	5	6	7	8=[(6+(-)-7)-8+9]	9	10	11=(9+10)	12=(8-3)	13=(12/3)	14
Trust Receipts		1,600,000.00	175,000.00	0.00	0.00	0.00	175,000.00	0.00	175,000.00	175,000.00	(1,425,000.00)	-89%	
Trust Receipts Deposited with Authorized Government Depository Banks (AGDB)		1,600,000.00	175,000.00	0.00	0.00	0.00	175,000.00	0.00	175,000.00	175,000.00	(1,425,000.00)	-89%	
Trust receipts for Funded Projects , Scholarship Grants, proceeds for sale of bid documents and others from government units, contractors, and other private organizations		1,600,000.00	175,000.00	0.00	0.00	0.00	175,000.00	0.00	175,000.00	175,000.00	(1,425,000.00)	-89%	
TOTAL		1,600,000.00	175,000.00	0.00	0.00	0.00	175,000.00	0.00	175,000.00	175,000.00	(1,425,000.00)	-89%	

Certified Correct:


 MAURICE ANAVER B. DORDADO, CPA
 University Chief Accountant
 Date: 04/25/23 17:04 PM

Recommending Approval:


 RENE BOY A. CATUBIG, CPA
 Chief Administrative Officer-Finance
 Date: 4/25/23 5:31 PM

FOR 
 JOEL P. LIMSON, PH.D.
 University President
 Date: 4/25/23 5:32 PM